

SHS 1

Collected under the authority of the Statistics Act, Revised Statutes of Canada, 1985, Chapter S19.

Confidential when completed

Si vous préférez ce questionnaire en français, veuillez cocher ☐

| 001 Stratum | | | | | Type | | Cluster | | | Rot. | List | | |
|-------------|--|--|--|--|------|--|---------|--|--|------|------|--|--|
| | | | | | | | | | | | | | |

| 002 M |
|-------|
| |

| 003 O.C. | |
|----------|--|
| | |

| 004 P.C. | |
|----------|--|
| | |

If more than one questionnaire, indicate number of



Survey of Household Spending in 2002



Statistics Canada
Statistique Canada

Canada


DETACH AND DESTROY AFTER PROCESSING

Listing Address

Household Contact:

Telephone No.

(Area code)



Household Composition

1. What are the **first names** of all members of your household? Include in your household everyone who currently lives here and anyone who was part of your household at any time during 2002.

List the household reference person first (see definition). Ask all questions in Section A for each member of the household that you have listed.

Household Reference Person:

The member of the household mainly responsible for its financial maintenance (e.g., pays the rent, mortgage, property taxes or electricity). This person can be either male or female. In cases where members share equal financial responsibility, choose one member to be the household reference person.

001

Person

0 1

First Name

021

Person

First Name

2. What is _____'s **relationship** to the household reference person?

002

1 ☒ Reference Person

022

2 ☐ Spouse
3 ☐ Son/Daughter
4 ☐ Other relative
5 ☐ Not related

3. In what year was _____ born?
(If born in 1900 or earlier, enter 1900)

003

023

4. Is _____ male or female?

004

1 ☐ Male
3 ☐ Female

024

1 ☐ Male
3 ☐ Female

5. What was _____'s **marital status on December 31, 2002?**

Mark one circle.

005

1 ☐ Married spouse of a household member
2 ☐ Common-law spouse of a household member
3 ☐ Never married (single)
4 ☐ Other (separated, divorced or widowed)

025

1 ☐ Married spouse of a household member
2 ☐ Common-law spouse of a household member
3 ☐ Never married (single)
4 ☐ Other (separated, divorced or widowed)

6. **Economic Family Code** (at time of interview or last day the person was a member of the household).

Economic Family: Two or more persons who live in the same dwelling and are related to each other by blood, marriage, adoption or common-law. Unrelated room-mates would have different codes.

006

Enter Code:

A

026


Enter Code:



| | | | |
|--|--|--|--|
| 042 2 <input type="radio"/> Spouse 3 <input type="radio"/> Son/Daughter 4 <input type="radio"/> Other relative 5 <input type="radio"/> Not related | 062 2 <input type="radio"/> Spouse 3 <input type="radio"/> Son/Daughter 4 <input type="radio"/> Other relative 5 <input type="radio"/> Not related | 082 2 <input type="radio"/> Spouse 3 <input type="radio"/> Son/Daughter 4 <input type="radio"/> Other relative 5 <input type="radio"/> Not related | 102 2 <input type="radio"/> Spouse 3 <input type="radio"/> Son/Daughter 4 <input type="radio"/> Other relative 5 <input type="radio"/> Not related |
| 043 <div><input type="text"/><input type="text"/><input type="text"/><input type="text"/></div> | 063 <div><input type="text"/><input type="text"/><input type="text"/><input type="text"/></div> | 083 <div><input type="text"/><input type="text"/><input type="text"/><input type="text"/></div> | 103 <div><input type="text"/><input type="text"/><input type="text"/><input type="text"/></div> |
| 044 1 <input type="radio"/> Male 3 <input type="radio"/> Female | 064 1 <input type="radio"/> Male 3 <input type="radio"/> Female | 084 1 <input type="radio"/> Male 3 <input type="radio"/> Female | 104 1 <input type="radio"/> Male 3 <input type="radio"/> Female |
| 045 1 <input type="radio"/> Married spouse of a household member 2 <input type="radio"/> Common-law spouse of a household member 3 <input type="radio"/> Never married (single) 4 <input type="radio"/> Other (separated, divorced or widowed) | 065 1 <input type="radio"/> Married spouse of a household member 2 <input type="radio"/> Common-law spouse of a household member 3 <input type="radio"/> Never married (single) 4 <input type="radio"/> Other (separated, divorced or widowed) | 085 1 <input type="radio"/> Married spouse of a household member 2 <input type="radio"/> Common-law spouse of a household member 3 <input type="radio"/> Never married (single) 4 <input type="radio"/> Other (separated, divorced or widowed) | 105 1 <input type="radio"/> Married spouse of a household member 2 <input type="radio"/> Common-law spouse of a household member 3 <input type="radio"/> Never married (single) 4 <input type="radio"/> Other (separated, divorced or widowed) |
| 046 Enter Code: <div><input type="text"/></div> | 066 Enter Code: <div><input type="text"/></div> | 086 Enter Code: <div><input type="text"/></div> | 106 Enter Code: <div><input type="text"/></div> |


| | | |
|---|---|---|
| 7. Was _____ a member of this household on December 31, 2002 ? | 007 1 <input type="radio"/> Yes 3 <input type="radio"/> No | 027 1 <input type="radio"/> Yes 3 <input type="radio"/> No |
| 8. Is _____ a member of this household today ? | 008 1 <input type="radio"/> Yes 3 <input type="radio"/> No | 028 1 <input type="radio"/> Yes 3 <input type="radio"/> No |
| 9. For how many weeks in 2002 was _____ a member of this household ? | 009 <div style="border: 1px solid black; width: 40px; height: 20px; margin: 0 auto;"></div> If 52, go to Q.13. | 029 <div style="border: 1px solid black; width: 40px; height: 20px; margin: 0 auto;"></div> If 52, go to Q.13. |
| If this is a one-person household with fewer than 52 weeks, go to Q.11. | | |
| 10. For how many weeks in 2002 did _____ live apart from this household , either as a one-person household, or in another household that no longer exists elsewhere? | 010 <div style="border: 1px solid black; width: 40px; height: 20px; margin: 0 auto;"></div> | 030 <div style="border: 1px solid black; width: 40px; height: 20px; margin: 0 auto;"></div> |
| 11. Total weeks reported (Q.9 + Q.10). | 011 <div style="border: 1px solid black; width: 40px; height: 20px; margin: 0 auto;"></div> If 52, go to Q.13. | 031 <div style="border: 1px solid black; width: 40px; height: 20px; margin: 0 auto;"></div> If 52, go to Q.13. |
| 12. Why is Q.11 less than 52? | 012 2 <input type="radio"/> Immigrated in 2002 or 2003 3 <input type="radio"/> Belonged to a household in existence elsewhere 4 <input type="radio"/> Other - Explain in notes | 032 1 <input type="radio"/> Child born in 2002 or 2003 2 <input type="radio"/> Immigrated in 2002 or 2003 3 <input type="radio"/> Belonged to a household in existence elsewhere 4 <input type="radio"/> Other - Explain in notes |
| 13. Number of weeks to collect data for: <div style="border: 1px solid black; border-radius: 10px; padding: 5px; margin: 10px 0;"> If Q.8 = Yes, number of weeks = Q.9 + Q.10. If Q.8 = No, number of weeks = Q.9. </div> | 013 <div style="border: 1px solid black; width: 40px; height: 20px; margin: 0 auto;"></div> | 033 <div style="border: 1px solid black; width: 40px; height: 20px; margin: 0 auto;"></div> |
| 14. Type of Member: 1. Full-year member 2. Part-year member 3. Not a member (end questions for this person) | 014 1 <input type="radio"/> Q.13 = 52 2 <input type="radio"/> Q.13 = 01 to 51 3 <input type="radio"/> Q.13 = 00 | 034 1 <input type="radio"/> Q.13 = 52 2 <input type="radio"/> Q.13 = 01 to 51 3 <input type="radio"/> Q.13 = 00 |

Household Composition



A

| | | | |
|--|--|--|--|
| 041 Person <input type="text"/> <input type="text"/> First Name <input type="text"/> | 061 Person <input type="text"/> <input type="text"/> First Name <input type="text"/> | 081 Person <input type="text"/> <input type="text"/> First Name <input type="text"/> | 101 Person <input type="text"/> <input type="text"/> First Name <input type="text"/> |
| ▼ | ▼ | ▼ | ▼ |
| 047 1 <input type="radio"/> Yes 3 <input type="radio"/> No | 067 1 <input type="radio"/> Yes 3 <input type="radio"/> No | 087 1 <input type="radio"/> Yes 3 <input type="radio"/> No | 107 1 <input type="radio"/> Yes 3 <input type="radio"/> No |
| 048 1 <input type="radio"/> Yes 3 <input type="radio"/> No | 068 1 <input type="radio"/> Yes 3 <input type="radio"/> No | 088 1 <input type="radio"/> Yes 3 <input type="radio"/> No | 108 1 <input type="radio"/> Yes 3 <input type="radio"/> No |
| 049 <input type="text"/> <input type="text"/> If 52, go to Q.13. | 069 <input type="text"/> <input type="text"/> If 52, go to Q.13. | 089 <input type="text"/> <input type="text"/> If 52, go to Q.13. | 109 <input type="text"/> <input type="text"/> If 52, go to Q.13. |
| 050 <input type="text"/> <input type="text"/> | 070 <input type="text"/> <input type="text"/> | 090 <input type="text"/> <input type="text"/> | 110 <input type="text"/> <input type="text"/> |
| 051 <input type="text"/> <input type="text"/> If 52, go to Q.13. | 071 <input type="text"/> <input type="text"/> If 52, go to Q.13. | 091 <input type="text"/> <input type="text"/> If 52, go to Q.13. | 111 <input type="text"/> <input type="text"/> If 52, go to Q.13. |
| 052 1 <input type="radio"/> Child born in 2002 or 2003 2 <input type="radio"/> Immigrated in 2002 or 2003 3 <input type="radio"/> Belonged to a household in existence elsewhere 4 <input type="radio"/> Other - Explain in notes | 072 1 <input type="radio"/> Child born in 2002 or 2003 2 <input type="radio"/> Immigrated in 2002 or 2003 3 <input type="radio"/> Belonged to a household in existence elsewhere 4 <input type="radio"/> Other - Explain in notes | 092 1 <input type="radio"/> Child born in 2002 or 2003 2 <input type="radio"/> Immigrated in 2002 or 2003 3 <input type="radio"/> Belonged to a household in existence elsewhere 4 <input type="radio"/> Other - Explain in notes | 112 1 <input type="radio"/> Child born in 2002 or 2003 2 <input type="radio"/> Immigrated in 2002 or 2003 3 <input type="radio"/> Belonged to a household in existence elsewhere 4 <input type="radio"/> Other - Explain in notes |
| 053 <input type="text"/> <input type="text"/> | 073 <input type="text"/> <input type="text"/> | 093 <input type="text"/> <input type="text"/> | 113 <input type="text"/> <input type="text"/> |
| 054 1 <input type="radio"/> Q.13 = 52 2 <input type="radio"/> Q.13 = 01 to 51 3 <input type="radio"/> Q.13 = 00 | 074 1 <input type="radio"/> Q.13 = 52 2 <input type="radio"/> Q.13 = 01 to 51 3 <input type="radio"/> Q.13 = 00 | 094 1 <input type="radio"/> Q.13 = 52 2 <input type="radio"/> Q.13 = 01 to 51 3 <input type="radio"/> Q.13 = 00 | 114 1 <input type="radio"/> Q.13 = 52 2 <input type="radio"/> Q.13 = 01 to 51 3 <input type="radio"/> Q.13 = 00 |



• **Report** answers for the dwelling that your household occupied on **December 31, 2002**.

1. What type of dwelling did your household live in on **December 31, 2002**?

Mark one circle.

001

- 1 ☐ Single detached
- 2 ☐ Double
- 3 ☐ Row or terrace
- 4 ☐ Duplex
- 5 ☐ Apartment in a building that has fewer than five storeys
- 6 ☐ Apartment in a building that has five or more storeys
- 7 ☐ Hotel, rooming or lodging house, camp (e.g., logging, construction)
- 8 ☐ Mobile home
- 9 ☐ Other ⁰⁰²
- Specify

2. Was this dwelling part of a condominium development?

003

- 1 ☐ Yes
- 3 ☐ No

3. Did anyone in your household operate a farm on this property in 2002?

Interviewer Note: Property is interpreted as the land and buildings associated with the principal dwelling.

004

- 1 ☐ Yes
- 3 ☐ No

4. When was this dwelling originally built?

Mark one circle.

005


- | | | |
|---|------------------------------------|------------------------------------|
| 10 <input type="radio"/> 1920 or before | 13 <input type="radio"/> 1961-1970 | 16 <input type="radio"/> 1991-2000 |
| 11 <input type="radio"/> 1921-1945 | 14 <input type="radio"/> 1971-1980 | 17 <input type="radio"/> 2001 |
| 12 <input type="radio"/> 1946-1960 | 15 <input type="radio"/> 1981-1990 | 18 <input type="radio"/> 2002 |

5. Was this dwelling in **need** of any repairs on **December 31, 2002**?

• **Exclude** remodelling and energy improvements.

006

- 19 ☐ **Yes**, major repairs were needed (e.g., corroded pipes, damaged electrical wiring, sagging floors, bulging walls, damp walls and ceilings, crumbling foundation, rotting porches and steps)
- 20 ☐ **Yes**, minor repairs were needed (e.g., small cracks in interior walls and ceilings, broken light fixtures and switches, leaking sinks, cracked or broken window panes, some missing shingles or siding, some peeling paint)
- 21 ☐ **No**, only regular maintenance was needed (e.g., painting, leaking faucets, clogged gutters or eavestroughs)



6. How many rooms were there in this dwelling?

- **Include** kitchen, bedrooms and finished rooms in the attic or basement.
- **Exclude** bathrooms, halls, vestibules and rooms used solely for business purposes.

007

7. How many bedrooms were there in this dwelling?

- **Include** all rooms designated as bedrooms even though the use may be occasional, as in the case of "spare" bedrooms.
- **Exclude** rooms designated as dining rooms, living rooms, etc. which may be used as bedrooms at night.

008

**If a bachelor apartment,
enter "00" bedrooms**

8. How many bathrooms with a bathtub or shower were there in this dwelling?

009

9. How many floors excluding the basement were there in this dwelling?

Mark one circle.

- 010 ☐ 22 Lived in a basement unit
- 011 ☐ 23 One floor
- 012 ☐ 24 More than one floor

10. What was the principal heating equipment for this dwelling?


Mark one circle.

- 013 ☐ 01 Steam or hot water furnace
- 014 ☐ 02 Forced hot air furnace
- 015 ☐ 03 Other hot air furnace
- 016 ☐ 04 Heating stove (include wood stove)
- 017 ☐ 05 Electric heating (include electric baseboard heaters)
- 018 ☐ 06 Cookstove
- 019 ☐ 07 Other 012
Specify

11. How old was this heating equipment?

Mark one circle.

- 020 ☐ 08 5 years or less (1997-2002)
- 021 ☐ 09 6 to 10 years (1992-1996)
- 022 ☐ 10 11 to 15 years (1987-1991)
- 023 ☐ 11 16 to 20 years (1982-1986)
- 024 ☐ 12 Over 20 years (Before 1982)



12. What was the principal fuel for this heating equipment?

Mark one circle.

- 014 13 ☐ Oil or other liquid fuel
- 14 ☐ Piped gas (natural gas)
- 15 ☐ Bottled gas (propane)
- 16 ☐ Electricity
- 17 ☐ Wood
- 18 ☐ Other 015
Specify

13. What was the principal fuel for the hot water supply?

Mark one circle.


- 016 19 ☐ Oil or other liquid fuel
- 20 ☐ Piped gas (natural gas)
- 21 ☐ Bottled gas (propane)
- 22 ☐ Electricity
- 23 ☐ Wood
- 24 ☐ Other 017
Specify
- 25 ☐ No running hot water

14. What was the main fuel used for cooking?

Mark one circle.

- 018 26 ☐ Oil or other liquid fuel
- 27 ☐ Piped gas (natural gas)
- 28 ☐ Bottled gas (propane)
- 29 ☐ Electricity
- 30 ☐ Wood
- 31 ☐ Other 019
Specify

Facilities Associated with the Dwelling



- **Include** items regardless of ownership, as long as they were in the dwelling your household occupied on **December 31, 2002**.

On **December 31, 2002**, how many of the following did you have:

*If none, enter 0;
if 10 or more, enter 9.*

1. Refrigerators? 001
2. Colour TV sets? 002
3. VCRs? 003
4. Telephones? 004
 - **Include** phones used for business.
 - **Exclude** cellular phones.

If Q.4 is zero, specify reason and go to Q.6; otherwise go to Q.5.

005
Specify


5. Telephone numbers for this dwelling? 006
 - **Include** phone numbers used for business.
 - **Exclude** cellular phone numbers.

On **December 31, 2002**, did you have:

6. A cellular phone for personal use? 007 ¹☐ Yes ³☐ No
 - **Exclude** cordless phones.
7. A microwave oven? 008 ¹☐ Yes ³☐ No
8. A freezer separate from the refrigerator? 009 ¹☐ Yes ³☐ No
9. A dishwasher? 010 ¹☐ Yes ³☐ No
10. A washing machine (inside your dwelling)? 011 ¹☐ Yes ³☐ No

On **December 31, 2002** :

11. What type of clothes dryer did you have (inside your dwelling)? 012
 - ⁴☐ An electric clothes dryer?
 - ⁵☐ A gas clothes dryer?
 - ⁶☐ None?
12. What type of air conditioning did you have: 013
 - ¹☐ Window-type air conditioning units?
 - ²☐ Central air conditioning?
 - ³☐ None?




Facilities Associated with the Dwelling

On **December 31, 2002**, did you have:

13. Cable TV? 014 ¹ ☐ Yes ³ ☐ No
14. Satellite dish? 015 ¹ ☐ Yes ³ ☐ No
15. A compact disc (CD) player? 016 ¹ ☐ Yes ³ ☐ No
16. A DVD player? 017 ¹ ☐ Yes ³ ☐ No
17. A CD writer? 018 ¹ ☐ Yes ³ ☐ No
18. A home computer?
• **Exclude** computers used exclusively for business. 019 ¹ ☐ Yes ³ ☐ No
19. Did anyone in your household use the Internet from home? 020 ¹ ☐ Yes ³ ☐ No → **Go to Section D**
20. What type of Internet connection did you have: 021 ¹ ☐ Regular telephone connection to a computer?
² ☐ High-speed telephone connection to a computer?
³ ☐ Cable connection to a computer?
⁴ ☐ Connection to a television?
⁵ ☐ Wireless (e.g. cellular telephone, personal digital appliance)?
⁶ ☐ Other type of connection?

022

Specify:



1. On **December 31, 2002** was your dwelling:

001

- 1 ☐ Owned **without a mortgage** by your household?
- 2 ☐ Owned **with (a) mortgage(s)** by your household?
- 3 ☐ Rented by your household?
- 4 ☐ Occupied rent-free by your household (i.e. where no member owned the dwelling and no rent was charged)?

Go to
Q.1.1

Go to
Q.2

Interviewer instruction:

1.1 Is the type of dwelling occupied on December 31, 2002 "Single detached", "Double", "Row or Terrace" or "Duplex" (Section B - Q.1 coded 1,2,3 or 4)?

002

- 1 ☐ Yes → Go to Q.1.2
- 3 ☐ No → Go to Q.2

1.2 Many homeowners have added an apartment to their homes to accommodate relatives or to rent out to others.

Such apartments have their own kitchen and bathroom facilities.

Was there an apartment like this in the dwelling you occupied on December 31st, 2002?

003

- 1 ☐ Yes
- 3 ☐ No

2. In what year did the **household** move to this dwelling?

004

Year

| | | | |
|--|--|--|--|
| | | | |
|--|--|--|--|

Interviewer instruction:

2.1 Is the year the **household** moved to this dwelling before 1997?

005

- 1 ☐ Yes → Go to page 14
- 3 ☐ No → Go to Q.3

3. Did the **reference person** own or rent their previous dwelling?

006

- 1 ☐ Owned
- 2 ☐ Rented
- 3 ☐ Did not maintain their own dwelling

Mark one circle.

4. What type of dwelling did the **reference person** live in previously?

Mark one circle.

- 007
- 1 ☐ Single detached
 - 2 ☐ Double
 - 3 ☐ Row or terrace
 - 4 ☐ Duplex
 - 5 ☐ Apartment in a building that has fewer than five storeys
 - 6 ☐ Apartment in a building that has five or more storeys
 - 7 ☐ Hotel, rooming or lodging house, camp (e.g., logging, construction)
 - 8 ☐ Mobile home
 - 9 ☐ Other - Specify

008

5. How many floors excluding the basement were there in the previous dwelling?

Mark one circle.


- 009
- 1 ☐ Lived in a basement unit
 - 2 ☐ One floor
 - 3 ☐ More than one floor

6. Why did the **reference person** move out of their previous dwelling?

Mark all that apply.

- 010
- 10 ☐ Needed or wanted a larger dwelling
 - 11 ☐ Needed or wanted a smaller dwelling
 - 12 ☐ Needed or wanted a less expensive dwelling
 - 13 ☐ Wanted a better quality dwelling or neighbourhood
 - 14 ☐ To be closer to facilities and services
 - 15 ☐ To establish own household
 - 16 ☐ To change from owner to renter OR renter to owner
 - 17 ☐ New job or job transfer
 - 18 ☐ To be closer to work
 - 19 ☐ Family reasons (for example a birth, death, marriage, divorce)
 - 20 ☐ Health reasons
 - 21 ☐ Other - Specify

011



Interviewer instruction

7. Is Q.2 (page 11) = 2002?

- 012 ¹ ☐ Yes → **Go to Q.7.1**
³ ☐ No → **Go to page 14**

7.1 Is there at least one full-year member for this household? (Section A, Q.14 = 1 for any member).

- 013 ¹ ☐ Yes → **Go to Q.8**
³ ☐ No → **Go to Q.7.2**

7.2 Does any member have Section A, Q.8 = 1 and Section A, Q.10 more than 0?

- 014 ¹ ☐ Yes → **Go to Q.8**
³ ☐ No → **Go to page 14**

Dwellings Previously Occupied by Your Household in 2002

8. Were any of the dwellings **previously occupied** in 2002:

8.1 Owned **with (a) mortgage(s)** by your household? _____

- 015 ¹ ☐ Yes ³ ☐ No

8.2 Owned **without a mortgage** by your household? _____

- 016 ¹ ☐ Yes ³ ☐ No

8.3 Rented by your household? _____

- 017 ¹ ☐ Yes ³ ☐ No

8.4 Occupied rent-free by your household
(i.e. where no member owned the dwelling
and no rent was charged)? _____

- 018 ¹ ☐ Yes ³ ☐ No

Interviewer instruction:

8.5 Are the answers to both 8.1 and 8.2 recorded as "No"?

- 019 ¹ ☐ Yes → **Go to page 14**
³ ☐ No → **Go to Q.9**

9. Were any of the dwellings previously **owned and occupied** in 2002:

9.1 Sold? _____

- 020 ¹ ☐ Yes ³ ☐ No

9.2 Rented to others? _____

- 021 ¹ ☐ Yes ³ ☐ No

9.3 Left vacant? _____

- 022 ¹ ☐ Yes ³ ☐ No

9.4 Other? ⁰²⁴ _____
Specify _____

- 023 ¹ ☐ Yes ³ ☐ No

9.5 For how many months in 2002 was the dwelling left vacant?

025 months

Include in the expenditure questions any mortgage payments, property taxes, renovations, repairs and any other expenditures spent on the vacant dwelling(s). Itemize in the notes any amounts spent on the vacant dwelling(s).



Instructions for the Expenditure Questions

Instructions for the Expenditure Questions

Please read to the respondent.

Part-year members

- **Include** their expenditures, incomes, assets and liabilities only for the weeks identified in Section A, Q.13.


Expenditures

- **Include** all taxes, tips, customs duties and any other additional charges.
- **Include new and used** goods and all **gifts** purchased for persons who were not members of your household.
- **Report** the **total price** of items purchased on an installment plan.
- **Report** the **full purchase price (including deposits)** of all goods and services **received in 2002** in Sections E through T regardless of when they were paid.

Insurance Settlements

- For insurance settlements **used to repair or replace** property, report the **deductible**, otherwise report the amount of the settlement as the **"selling price"** of the item.

Owned Principal Residences



E

- **Exclude** vacation homes, secondary residences and dwellings owned but not occupied by any member of the household in 2002.

1. How many dwellings did members of your household **own and occupy** in 2002? 001 **If none, enter "0" and go to Section I (page 20)**

2. For how many months in 2002 did your household own and occupy the dwelling(s)? 002 months

3. For dwelling(s) owned and occupied in 2002, how much was the:

3.1 Total amount **billed** for property taxes in 2002?

- **Include** school taxes, special service charges and local improvements billed in 2002.

003 **A**

004

If none, explain

3.2 Total premiums paid in 2002 for homeowners' insurance covering fire, theft and other perils?

005 **A**

3.3 Amount paid for condominium charges in 2002?

- **Include** special levies.

006 **A**

4. Were any of the expenses just mentioned (*in Q.3*) charged against income from businesses owned by household members?

- **Exclude** rooms rented out (*record in Q.5*).

007 ☐ Yes
☐ No → **Go to Q.5**

4.1 What amount or percentage of the total (Q.3.1 to Q.3.3) was charged against income from your businesses?

008 **B**
009 **OR** %

5. Were any of the expenses just mentioned (*in Q.3*) charged against income from rooms rented out?

010 ☐ Yes
☐ No → **Go to Section F**

5.1 What amount or percentage of the total (Q.3.1 to Q.3.3) was charged against income from rooms rented to:

5.1.1 **Household** member(s) excluding relatives?

011
012 **OR** %


5.1.2 Persons who were **not members** of your household, e.g., students who are members of an eligible household elsewhere?

013
014 **OR** %

To calculate the B total:

Take the dollar amount reported in Q.4.1 or multiply the percentage in Q.4.1 by the sum of Q.3.1 to Q.3.3.

Section E Totals: 996 **A** 997 **B**



1. Did your household **purchase a home** in 2002?

001 1 ☐ Yes

3 ☐ No → **Go to Q.2**

1.1 Was this purchase made by (a) person(s) who had never previously owned a dwelling which they occupied?

002 1 ☐ Yes

3 ☐ No

1.2 What was the purchase price of your home?

- **Exclude** adjustments to property taxes and fuel oil (record in Sections E and J).

| | | |
|----|-----|---|
| \$ | 003 | C |
| \$ | 004 | A |

1.3 How much was paid for land transfer taxes and land registration fees?

2. Did your household **sell a home** in 2002?

005 1 ☐ Yes

3 ☐ No → **Go to Q.3**

2.1 What was the selling price of your home?

| | | |
|----|-----|---|
| \$ | 006 | D |
| \$ | 007 | C |

2.2 How much was paid for real estate commissions?

In 2002, how much did your household spend on:

3. Legal charges related to the dwelling(s), e.g., title searches and mortgage registration fees?

| | | |
|----|-----|---|
| \$ | 008 | A |
| \$ | 009 | A |

4. Other expenses related to the dwelling(s), e.g., surveying, appraisals, renewal fees and early renewal or closing penalties associated with mortgage payments?


- **Exclude** expenses such as mortgage costs, renovations, repairs, rent and utilities.

010
Specify

Section F Totals:

| | | | | | |
|-----|---|-----|---|-----|---|
| 996 | A | 998 | C | 999 | D |
|-----|---|-----|---|-----|---|

Mortgages on Owned Principal Residences



- **Exclude** mortgages on rental property, vacation homes, secondary residences and dwellings not occupied at any time in 2002.

1. In 2002, did your household have any mortgages on dwellings which it **owned and occupied**?

001 ¹ ☐ Yes

³ ☐ No → **Go to Section H**

- **Exclude** all other loans (record in Sections X and Y).

2. In 2002, what payments did your household make on its mortgages?
- **Exclude** amounts pertaining to business, e.g., part of a duplex.

2.1 Regular payments?

| Amount \$ | Number |
|-----------|--|
| 002 *C | 003 <input type="text"/> <input type="text"/> *C |
| 004 *C | 005 <input type="text"/> <input type="text"/> *C |
| 006 *C | 007 <input type="text"/> <input type="text"/> *C |

2.2 Irregular and lump sum payments including payments made to close the mortgage?

| | |
|--------|--|
| 008 *C | 009 <input type="text"/> <input type="text"/> *C |
| 010 *C | 011 <input type="text"/> <input type="text"/> *C |
| 012 *C | 013 <input type="text"/> <input type="text"/> *C |

3. Did the mortgage payments just reported (in Q.2) include:

3.1 Property taxes?

014 ¹ ☐ Yes ³ ☐ No *C

3.2 Mortgage life and/or disability insurance?

015 ¹ ☐ Yes ³ ☐ No *C

3.3 What was the total premium paid in 2002 for mortgage life and/or disability insurance?

\$ 016 *C

4. Were any amounts added to your mortgage(s) in 2002?

- **Include** the amount borrowed if mortgage started or renewed in 2002.
- **Exclude** amounts pertaining to business, e.g., part of a duplex.

017 ¹ ☐ Yes

³ ☐ No → **Go to Section H**

4.1 What amounts were added?


| | |
|--------|---|
| \$ 018 | D |
| \$ 019 | D |
| \$ 020 | D |
| \$ 021 | D |

To calculate the C total:

1. For Q.2.1 and Q.2.2, multiply the amounts from the first column by the number of payments from the second column.
2. If Q.3.1 is "yes", deduct the amount reported for property taxes in Section E Q.3.1.
3. If Q.3.2 is "no", add the amount reported for mortgage life insurance premiums (Q.3.3).

Section G Totals:

| | | | |
|-----|---|-----|---|
| 998 | C | 999 | D |
|-----|---|-----|---|



Renovations and Repairs of Owned Principal Residences

- **Exclude** expenses for vacation homes, secondary residences, rented principal residences and other properties.
- **Exclude** expenses charged against business and rental income.

1. In 2002, how much did your household spend on **additions, renovations and other alterations**?

- **Include** work done to upgrade the property to acceptable building or living standards, to rearrange the interior space, or to modernize the existing facilities without changing the type of occupancy.
- **Include** items which would normally be included in a property sale, rather than portable or "non-fixed" equipment.
- **Include** any finishing in new homes.
- **Include** in-ground and above-ground pools, prefabricated sheds, landscaping and complete re-roofing.
- **Include** the cost of plumbing, electrical and heating equipment, built-in appliances, lumber, hardware, paint, wallpaper, floor coverings, patio stones, asphalt and shingles only if these were part of an addition or renovation project.

Specify:

001

003

005

| Total Cost \$ | |
|------------------|---|
| 002 | A |
| 004 | A |
| 006 | A |

2. In 2002, how much did your household spend on **installation of built-in equipment, appliances and fixtures**?

- **Include** sinks, plumbing fixtures, heating and/or air conditioning equipment, electrical fixtures and equipment, wiring, built-in security devices, built-in ovens and dishwashers, central vacuums, hard surface flooring, wall-to-wall carpeting, built-in cabinets and shelving units.
- **Exclude** any installations already reported.

Replacement: the installation of equipment or fixtures to replace an existing unit, e.g., replacing an electric water-heater with a gas model.

New installation: the installation of equipment or fixtures that did not previously exist on the property, or that were installed in addition to the equipment or fixtures on the property, e.g., installing a shower stall in a former half-bathroom.

Specify:


007

010

013

| Replacement \$ | | New installation \$ | |
|-------------------|---|------------------------|---|
| 008 | A | 009 | A |
| 011 | A | 012 | A |
| 014 | A | 015 | A |

Renovations and Repairs of Owned Principal Residences



H

3. In 2002, how much did your household spend on **repairs and maintenance**?

- **Include** expenditures made for an existing structure or piece of equipment to keep it in good working condition and to maintain its appearance.
- **Include** repairs done to broken, damaged or malfunctioning components of the structure or equipment.
- **Include** painting, equipment service contracts, cleaning of equipment, and work done on fences, patios and driveways.
- **Exclude** housekeeping costs such as rug cleaning, window washing, cleaning out of eavestroughs, groundskeeping, snow removal and garbage removal (*record in Sections L and M*).

Specify:

016

018

020

| Total Cost \$ | |
|------------------|---|
| 017 | A |
| 019 | A |
| 021 | A |

Section H Total:

| | |
|-----|---|
| 996 | A |
|-----|---|

Rented Principal Residences

- **Include** principal residences occupied rent-free, i.e., where no member owned the dwelling and no rent was charged.
- **Exclude** rented vacation homes (*record in Section J, Q.2, page 22*).

1. For how many months in 2002 did your household **occupy a rented dwelling?**

001

months

If none, enter "00" and go to Section J (page 22)

2. What monthly rental payments were made for the principal residences which your household occupied in 2002?

- **Include** any part of the dwelling used for business or rented to others.
- **Include** amounts paid on behalf of your household, if known.

| Month | Rent paid \$ |
|----------|-----------------|
| January | |
| February | |
| March | |
| April | |

| Month | Rent paid \$ |
|--------|-----------------|
| May | |
| June | |
| July | |
| August | |

| Month | Rent paid \$ |
|-----------|-----------------|
| September | |
| October | |
| November | |
| December | |

Enter total rent paid → \$

002

A

3. In 2002, what additional amount was paid to the landlord that was not included in the payments just reported, e.g., security deposits?

\$

003

A

4. In 2002, how much of the rent which you paid was returned to your household for any reason, e.g., rent overpayment, return of damage deposit?

\$

004

B

- **Exclude** provincial tax credits for rent paid and provincial or municipal rent allowances.

5. In 2002, was your rent calculated on the basis of your income?

005

1 ☐ Yes

3 ☐ No

6. Did your household pay reduced rent in 2002 for any of the following reasons:


006

1 ☐ Government subsidized housing?
• **Include** federal, provincial and municipal programs.

2 ☐ Other reasons, e.g., services to landlord and company housing?

3 ☐ No reduced rent?

Rented Principal Residences



7. In 2002, how much did your household spend on:

7.1 Additions, renovations, alterations, installations and replacements of equipment and fixtures, and repairs and maintenance for rented dwelling(s) occupied in 2002?

- **Exclude** amounts reimbursed by the landlord.

007 A

7.2 Tenants' insurance?

008 A

7.3 Parking at your place of residence?

- **Exclude** any amount that was included in previous answers on rent expenses.

009 A

8. In 2002, was any part of the rent expense charged against income from businesses owned by the household members?

- **Exclude** rooms rented out (*record in Q.9*).

010 1 ☐ Yes
3 ☐ No → **Go to Q.9**

8.1 What amount or percentage of the rent expense (Q.2 plus Q.3 plus Q.7 less Q.4) was charged against income from your businesses?

011 B
\$ 012 OR %

9. In 2002, was any part of the rent expenses charged against income from rooms rented to others?

013 1 ☐ Yes
3 ☐ No → **Go to Section J**

9.1 What amount or percentage of the rent expense (Q.2 plus Q.3 plus Q.7 less Q.4) was charged against income from rooms rented to:

9.1.1 Household member(s) excluding relatives?

014
\$ 015 OR %

9.1.2 Persons who were **not members** of your household, e.g., students who are members of an eligible household elsewhere?


016
\$ 017 OR %

To calculate the B total:

1. Take the dollar amount in Q.8.1 or multiply the percentage in Q.8.1 by the total of Q.2 plus Q.3 plus Q.7 less Q.4.
2. Then add the amount reported in Q.4.

Section I Totals:

996 A 997 B



Utilities and Other Rented Accommodation

Ask **OWNERS** and **RENTERS** these questions.

Water, Fuel and Electricity for Principal Residences

- **Include** fuel used for barbecues, fireplaces, etc.
- **Exclude** expenses for vacation homes and secondary residences (*record in Section K, Q.6.5, page 25*).
- **Exclude** expenses charged against business or rental income.
- **Exclude** camp fuels (*record in Section S, Q.12, page 50*).

1. In 2002, how much did your household spend on:

1.1 Water and sewage charges (not included in property tax bill), e.g., pumping services?

1.2 Electricity?

1.3 Other fuel for heating and cooking, e.g., oil, gas, propane, wood?

1.4 Rental of heating equipment?

| Total Cost \$ | |
|------------------|---|
| 001 | A |
| 002 | A |
| 003 | A |
| 004 | A |

Other Rented Accommodation

- **Include** vacation home rentals and campground fees.
- **Include** accommodation while at school or working away from home.
- **Exclude** expenses where accommodation was part of the package, e.g., combined with transportation, food or entertainment (*record in Section R, Q.17, page 48*).
- **Exclude** recreational camps (*record in Section S, Q.18 and Q.19, page 50*).
- **Exclude** meals purchased separately (*record in Section N, Q.5, page 35*).
- **Exclude** expenses charged against business income and expenses that will be reimbursed.

Rent expenses for households whose usual place of residence is a hotel, boarding house, etc. should have been reported in Section I.

2. In 2002, while away from home overnight or longer, how much did your household spend on:

2.1 Hotels and motels?

2.2 Other accommodation?


2.3 Of this amount (Q.2.1 plus Q.2.2), how much was spent in this province?

| Total Cost \$ | |
|------------------|---|
| 005 | A |
| 006 | A |

| | |
|-----|--|
| 007 | |
| 008 | OR <input type="text"/> <input type="text"/> <input type="text"/> <input type="text"/> % |

Section J Total:


996 A



Expenses on Dwellings Not Owned by Members of the Household

If a member of the household had expenses related to property owned by someone outside the household and if:

- (a)** *it was used as a principal residence by a member of the household, then enter property taxes in Section I, Q.2 (total rent paid) and mark Section I, Q.6 as "2". Report any other applicable expenses in Sections I and J. For example: A relative who is not a household member owns the building but the household pays the property taxes and the rent is "free".*
- (b)** *it was not used for the household's principal residence or for business, then report these expenses in Section J, Q.2.2 (other accommodation). For example: A household has used a vacation home owned by a parent and spent money on repairs and utilities.*
- (c)** *it was used for farming or for other unincorporated business purposes, then deduct allowable expenses from gross income from self-employment when calculating net self-employment income. Report any capital costs to your household business in Section X, Q.1.5, page 59.*



Owned Secondary Residences and Other Property

Ask **OWNERS** and **RENTERS** these questions.

Owned Vacation Homes and Other Secondary Residences

- **Exclude** mobile vacation homes (see Section R, Q.3, page 46).
- **Exclude** expenses charged against business income.

1. In 2002, did any member of your household **own** a vacation home or other secondary residence?

001 1 ☐ Yes
3 ☐ No → **Go to Q.7**
(page 25)

2. In 2002, did any member of your household **purchase** a vacation home or other secondary residence?

002 1 ☐ Yes
3 ☐ No → **Go to Q.3**

2.1 What was the purchase price?

\$

| | |
|-----|---|
| 003 | C |
|-----|---|

3. How much money was borrowed in 2002 for expenses associated with the dwelling(s)?

- **Include** purchase as well as mortgage and other financial obligations.

\$

| | |
|-----|---|
| 004 | D |
| 005 | C |

4. How much were the mortgage payments in 2002?

- **Exclude** payments made at time of sale.

\$

5. Was (were) the dwelling(s) **sold** in 2002?

006 1 ☐ Yes
3 ☐ No → **Go to Q.6**

5.1 What was the selling price?


\$

| | |
|-----|---|
| 007 | |
| 008 | D |

5.2 What was the **net** amount received from the sale (the selling price less the amount paid on the outstanding mortgage and the real estate commissions)?

\$

Owned Secondary Residences and Other Property



K

6. In 2002, how much did your household spend on:

6.1 Additions, renovations and new installations?

| | |
|-----|---|
| 009 | A |
| 010 | A |
| 011 | A |
| 012 | A |
| 013 | A |
| 014 | A |

\$
\$
\$
\$
\$
\$

6.2 Repairs, maintenance and replacements?

6.3 Property taxes and sewage charges?

6.4 Insurance?

6.5 Electricity, water and fuel?

6.6 Other expenses associated with the property, e.g., condominium charges, survey costs, real estate commissions, legal fees, mortgage insurance premiums?

Other Property

7. In 2002, did any member of your household **own** any other property?

- **Exclude** principal and secondary residences, rental or other business property, and farm property.

015 1 ☐ Yes

3 ☐ No → **Go to
Section L
(page 27)**

8. In 2002, did any member of your household **purchase** any other property?

016 1 ☐ Yes

3 ☐ No → **Go to Q.9**

8.1 What was the purchase price?

| | |
|-----|---|
| 017 | C |
|-----|---|

\$


9. How much money was borrowed in 2002 for expenses associated with the property (including purchase)?

| | |
|-----|---|
| 018 | D |
| 019 | C |

\$
\$

10. How much were the mortgage payments in 2002?

- **Exclude** payments made at time of sale.



Owned Secondary Residences and Other Property

11. How much did your household spend on additions or major alterations to the property in 2002, e.g., servicing of land?

| | |
|-----|---|
| 020 | C |
|-----|---|

\$

12. How much was spent in 2002 on other expenses associated with the property, e.g., property taxes, survey costs, appraisal fees, utilities, repairs?

| | |
|-----|---|
| 021 | A |
|-----|---|

\$

13. Was any of the property **sold** in 2002?

022 1 ☐ Yes
3 ☐ No → **Go to
Section L
(page 27)**

13.1 What was the selling price?

| | |
|-----|--|
| 023 | |
|-----|--|

\$

13.2 What was the **net** amount received from the sale (the selling price less the amount paid on the outstanding mortgage and real estate commissions)?


| | |
|-----|---|
| 024 | D |
|-----|---|

\$

Section K Totals:

| | | | | | |
|-----|---|-----|---|-----|---|
| 996 | A | 998 | C | 999 | D |
|-----|---|-----|---|-----|---|

Household Furnishings and Equipment



L

- **Include** purchases for use in vacation homes or in other accommodations.
- **Include** all sales taxes.
- **Include** gifts purchased for persons who were not members of your household.
- **Exclude** expenses charged against business income.

In 2002, how much did your household spend on:

Household Furnishings, Art and Antiques

- **Include** indoor and outdoor furniture.
- **Include** the cost of home-made or home-finished furnishings.
- **Exclude** rentals (*record in Q.47, page 32*).

1. Furniture for indoor or outdoor use?

- **Include** mattresses.

2. Glass mirrors, and (mirror and picture) frames?

3. Lamps and lampshades?

- **Exclude** light fixtures (*record in Section H*).

4. Rugs, mats and underpadding?

- **Exclude** wall-to-wall carpeting (*record in Section H*).

5. Window coverings, and household textiles e.g., curtains, blinds, bedding, towels, tablecloths, cushions, bathroom accessories?

- **Include** cloth material used to make household furnishings.


6. Works of art, carvings and vases?

7. Antiques, e.g., furniture and jewellery that are at least 100 years old?

8. Maintenance and repair of furniture, carpeting and household textiles?

- **Include** cleaning of carpets and furniture.
- **Include** re-upholstering of furniture.

| Total Cost | |
|------------|---|
| \$ | |
| 001 | A |
| 002 | A |
| 003 | A |
| 004 | A |
| 005 | A |
| 006 | A |
| 007 | A |
| 008 | A |



Home Entertainment Equipment

- **Exclude** accessories and attachments for vehicles (*record in Sections Q and R*).
- **Report** net purchase price (the price after the trade-in allowance is deducted).

Home Entertainment Equipment

Audio, Video and Other Home Entertainment Equipment


9. Audio combinations, components and radios, e.g., stereo systems (including compact or mini systems), CD players, CD changers, receivers, amplifiers, speakers, portable CD player/recorders/radio combinations?
 - **Include** clock and telephone combinations and console systems.
 - **Exclude** car stereos, CD players and radios (*record in Section Q, Q.11, page 44*).
10. Televisions, VCRs, DVD players, video cameras and other television/video components?
 - **Include** combination and projection TVs.
11. DVD's, videodiscs and pre-recorded compact discs, video cassette tapes and audio cassette tapes?
12. Blank video cassette tapes and audio cassette tapes?
13. Other home entertainment equipment, attachments, accessories and parts purchased separately, e.g., satellite dishes, headphones, microphones, cases, cleaners, coaxial cable?

| Net Purchase Price of Items Purchased in 2002 \$ | |
|---|---|
| 011 | A |
| 013 | A |
| 014 | A |
| 015 | A |
| 018 | A |

Computer Equipment

14. Computer hardware, e.g., monitors, keyboards, disk drives, printers, mouses:
 - 14.1 Purchased new?
 - 14.2 Purchased used?
 - 14.3 How much was **received** from the **sale** of computer hardware equipment?
 - **Exclude** items that were traded-in.
15. Computer software, e.g., operating systems, word-processing, spreadsheet and utilities programs, and multimedia software?
 - **Exclude** game software (*report in Section S, Q.8, page 49*).
16. Computer supplies and other equipment, e.g., blank CDs/diskettes, computer paper, printer cartridges, CD/diskette storage units?

| | |
|-----|---|
| 019 | A |
| 020 | A |
| 021 | B |
| 022 | A |
| 023 | A |



Home Entertainment Services

17. Rental of DVDs, video cassette tapes and videodiscs?

18. Maintenance and repair of home entertainment equipment?

- **Include** service contracts.

19.1 Rental of cablevision services in 2002?

- **Include** installation, service charges and pay TV.

19.2 Rental of satellite services in 2002?

- **Include** installation, service charges and pay TV.

20. Rental of home entertainment equipment, and other services related to home entertainment equipment and supplies?

- **Include** all types of audio, video and computer equipment and supplies mentioned earlier.
- **Exclude** rental of video games (*record in Section S, Q.13, page 50*).

039

Specify

| Total Cost \$ | |
|------------------|---|
| 031 | A |
| 033 | A |
| 034 | A |
| 035 | A |
| 036 | A |

Major Household Appliances

- **Exclude** purchases of built-in appliances (*record in Section H, page 18*).
- **Exclude** rentals (*record in Q.47, page 32*).
- **Report** net purchase price (the price after the trade-in allowance is deducted).

21. Refrigerators and freezers?

22. Cooking stoves and ranges?

23. Microwave and convection ovens?

24. Washers and dryers?


25. Vacuum cleaners and other rug cleaning equipment?

- **Exclude** central vacuum cleaner systems (*record in Section H, page 18*).

26. Sewing machines?

27. Portable dishwashers?

| Net Purchase Price of Items Purchased in 2002 \$ | |
|---|---|
| 041 | A |
| 042 | A |
| 043 | A |
| 044 | A |
| 045 | A |
| 046 | A |
| 047 | A |



Household Furnishings and Equipment

28. Gas barbecues?

- **Exclude** electric and charcoal barbecues (*record in Q.32 and Q.45*).

29. Room air conditioners, portable humidifiers and dehumidifiers?

30. How much did your household spend on:

30.1 Attachments and parts purchased separately for major household appliances?

- **Include** vacuum cleaner bags.

30.2 Maintenance and repair of major household appliances?

- **Include** service contracts.

31. If your household **sold** any major household appliances, what was the total amount **received** in 2002?

- **Exclude** appliances that were traded-in.

| Total Cost \$ | |
|------------------|---|
| 048 | A |
| 049 | A |
| 050 | A |
| 051 | A |
| 052 | B |

Small Electrical Appliances

32. Electric food preparation appliances, e.g., toasters, coffee makers, kettles, processors, blenders, electric knives, barbecues?

- **Exclude** gas and charcoal barbecues (*record in Q.28 and Q.45*).

33. Electric hairstyling and personal care appliances, e.g., dryers, clippers, razors, vaporisers, heating pads?

- **Exclude** butane and other non-electric hairstyling equipment (*record in Section P, Q.4, page 40*).

34. All other electric appliances and equipment, e.g., irons, floor polishers, fans, blankets, can openers, extension cords, portable electric space heaters?

| Total Cost \$ | |
|------------------|---|
| 061 | A |
| 062 | A |
| 063 | A |

Equipment for Serving and Preparing Food


35. Tableware, flatware and knives?

- **Exclude** disposable tableware (*record in Section M, Q.19, page 34*).

36. Non-electric kitchen and cooking equipment, e.g., pots, pans, mixing bowls, chopping boards, canisters, food keepers, spice racks, food choppers, measuring cups?

- **Exclude** knives (*record in Q.35*).

| | |
|-----|---|
| 071 | A |
| 072 | A |



Lawn, Garden and Snow Removal Tools, Equipment and Accessories

- **Exclude** supplies (record in Section M).

37. Power lawn and garden equipment, e.g., mowers, tractors, tillers, hedge trimmers?

38. Snow blowers?

39. Other lawn, garden and snow removal tools and equipment, attachments, accessories, parts purchased separately?

- **Include** non-power lawn mowers, hoses, sprinklers, clippers, shovels, flower pots, stakes, sprayers, spreaders.

| Total Cost \$ | |
|------------------|---|
| 081 | A |
| 082 | A |
| 083 | A |

Workshop/Garage Tools and Equipment

40. Power tools and equipment, e.g., electric drills, circular saws, sanders, jigsaws, motors, pumps?

41. Other tools, e.g., hammers, screwdrivers, measuring tools, tool chests, workbenches, hand saws, soldering irons, scissors, saw blades, drill bits?

| | |
|-----|---|
| 084 | A |
| 085 | A |

Other Household Equipment

42. Non-electric cleaning equipment, e.g., brooms, mops, dish racks, paint rollers, pails, garbage cans?

43. Luggage, e.g., suitcases, briefcases, trunks, baby carriers?

44. Home security equipment, e.g., portable smoke detectors, fire extinguishers, burglar alarms, padlocks, safes and security boxes, escape ladders?

- **Exclude** security services (record in Q.47) and built-in devices (record in Section H, page 18).

45. Other household equipment, parts and accessories?

- **Include** the following:
 - Measuring equipment, e.g., clocks, timers, non-clinical thermometers.
 - Non-electric laundry equipment, e.g., clothes lines, ironing board covers, laundry baskets.
 - Other items, e.g., calculators, typewriters, drapery hardware, strollers, hangers, fireplace tools, house decorations, ladders, flashlights, charcoal barbecues.

| | |
|-----|---|
| 086 | A |
| 087 | A |
| 088 | A |
| 089 | A |

Services Related to Household Equipment


46. Maintenance and repair of household equipment not previously reported?
 - Exclude major home appliances and home entertainment equipment.

47. Other services related to household furnishings and equipment?
 - Include the following items:
 - Home security services (including installation).
 - Making of keys and draperies.
 - Installation of stoves, draperies and other non-fixtue equipment.
 - Rental of household furnishings, appliances and equipment (excluding home entertainment equipment).

| Total Cost | |
|------------|---|
| \$ | |
| 090 | A |
| 091 | A |

Section L Totals:

| | | | |
|-----|---|-----|---|
| 996 | A | 997 | B |
|-----|---|-----|---|



In 2002, how much did your household spend on:

Communications

1.1 Telephone services?

- **Include** basic and enhanced service charges, long distance charges (net of discounts), equipment rentals, calls from hotels and pay phones, and phone cards.

1.2 Cellular services?

1.3 Purchase of equipment, e.g., telephone sets, cellular phones, fax machines, answering machines?

1.4 Internet services (including access and other charges related to the Internet)?

1.5 Other charges, e.g., wiring and installation fees, repairs?

- **Include** rental of communication equipment not reported elsewhere.

2. Postage stamps and other postal and communications services?

- **Include** registered mail, special delivery mail, post office boxes, telegrams, couriers, fax services and parcel delivery.

| Total Cost \$ | |
|------------------|---|
| 001 | A |
| 002 | A |
| 003 | A |
| 004 | A |
| 005 | A |
| 006 | A |

Child Care Expenses

3. Day care centres?

4. Other child care outside the home?

- **Exclude** children's camps, e.g., day camps, summer camps (*record in Section S, Q.18, page 50*).

5. Child care in the home?

| | |
|-----|---|
| 007 | A |
| 008 | A |
| 009 | A |

Home and Garden Services

6. Expenses for domestic help, e.g., housekeepers, cleaners, paid companions, house-sitters?

- **Exclude** child care (*record in Q.3 to Q.5*).

7. Horticultural services, snow and garbage removal, e.g., groundskeeping, planting, pruning, tree removal, spraying, consulting services, soil and plant testing, floral design services?

| | |
|-----|---|
| 010 | A |
| 011 | A |

Flowers and Garden Supplies


8. Nursery and greenhouse stock, cut flowers, floral arrangements and decorative plants?

- **Include** shrubs, trees, bulbs, seeds, sod, real Christmas trees, dried arrangements and funeral flowers.

9. Fertilizers, weed controls, herbicides, soils and soil conditioners?

10. Insecticides, pesticides and insect repellents?

| | |
|-----|---|
| 012 | A |
| 013 | A |
| 014 | A |



Pet Expenses

11. Pet food?

- **Include** birdseed.

12. Pet purchase?

13. Pet related goods, e.g., leashes, litter, collars, aquariums, grooming equipment, doghouses?

14. Veterinarian services and kennels, grooming and other pet related services?

| Total Cost \$ | |
|------------------|---|
| 015 | A |
| 016 | A |
| 017 | A |
| 018 | A |

Cleaning Services

15. Laundry and dry-cleaning services?

- **Include** diaper service.

16. Coin-operated washers and dryers, and self-service dry-cleaning?

| | |
|-----|---|
| 019 | A |
| 020 | A |

Household Supplies

17. Household cleaning supplies?

- **Include** detergent, cleaners, waxes, bleach, fabric softeners, drain cleaners, oven cleaners and water softener salt.

18. Stationery supplies, e.g., giftwrap, greeting cards, writing paper, pens, markers, binders, tape?

- **Exclude** school supplies (*record in Section S, Q.25 and Q.26, page 51*).


19. Other paper and plastic supplies, e.g., facial tissue, paper towels, waxed paper, napkins, foil and plastic wraps, garbage bags, disposable cutlery?

20. Other household supplies, e.g., light bulbs, dry cell batteries, candles, ice, road salt, adhesives, string?

| | |
|-----|---|
| 021 | A |
| 022 | A |
| 023 | A |
| 025 | A |

Section M Total:

| | |
|-----|---|
| 996 | A |
|-----|---|



Food Purchased from Stores

1. In 2002, how much did your household spend on **food and other groceries** purchased from stores, farmer stalls and home delivery?

- **Exclude** bulk purchases of food for canning, freezing, etc. (record in Q.2.1).
- **Exclude** purchases made while away from home overnight or longer (record in Q.2.3).

Give average weekly or monthly expenditure (whichever is convenient) to estimate your annual cost:

Average weekly or monthly expenditure \$.00 X Number of weeks or months =

| Total Cost | |
|------------|---|
| \$ | |
| 001 | A |
| 002 | B |

1.1 Of this grocery expenditure, how much did your household spend on **non-food items**, e.g., paper products, cleaners, pet food, alcoholic beverages, cigarettes?

2. What **additional** amounts did your household spend on:

2.1 Bulk food purchases, e.g., meat in excess of 25 kg (55 lb.), bulk quantities of produce for freezing?

- **Include** charges for cutting, wrapping and freezing.

2.2 Prepared food and non-alcoholic beverages for parties, weddings, etc. not already reported?

2.3 Food and non-alcoholic beverages purchased from stores while away from home overnight or longer?

| | |
|-----|---|
| 003 | A |
| 004 | A |
| 005 | A |

Alcohol Purchased from Stores

3. How much did your household spend on alcoholic beverages purchased from stores (e.g., liquor stores, beer stores, wine stores, grocery stores)?

- **Exclude** non-alcoholic beer and wine (record in Q.1).

4. How much did your household spend on supplies and fees for self-made beer, wine or liquor?

| | |
|-----|---|
| 006 | A |
| 007 | A |


Food Purchased from Restaurants, etc.

- **Include** purchases in restaurants, drive-ins, cafeterias, take-outs, canteens, etc., and catering in restaurants, hotels, etc.
- **Include** taxes, tips and meals bought for guests.
- **Exclude** alcoholic beverages (record in Q.6).

5. How much did your household spend on meals and snacks?

5.1 Of this amount, how much did your household spend in this province?

| | |
|-----|---|
| 008 | A |
| 009 | |
| 010 | |
| OR | <input type="text"/> <input type="text"/> <input type="text"/> <input type="text"/> % |



Alcoholic Beverages Purchased from Restaurants, etc.

6. How much did your household spend on alcoholic beverages purchased and consumed in bars, cocktail lounges, restaurants, etc.?

- **Include** all taxes and tips.

| Total Cost | |
|------------|---|
| \$ | |
| 011 | A |

| |
|-----|
| 012 |
|-----|

6.1 Of this amount, how much did your household spend in this province?

| | | | | | |
|-----|----|--|--|--|---|
| 013 | OR | | | | % |
|-----|----|--|--|--|---|

Board

7. How much board did your household pay to other private households:

7.1 For day board and children's lunches?

- **Exclude** board paid while away from home overnight or longer (*record in Q.7.2*).
- **Exclude** child care expenses already reported in Section M.

| | |
|-----|---|
| 014 | A |
|-----|---|

7.2 While away from home overnight or longer?

| | |
|-----|---|
| 015 | A |
|-----|---|

Section N Totals:

| | | | |
|-----|---|-----|---|
| 996 | A | 997 | B |
|-----|---|-----|---|

Clothing — Women and Girls



- **Include** all items purchased for present or future use.
- **Include** sales taxes.
- **Report** gifts of clothing for persons who were not household members in Q.12.

Women and Girls 4 Years and Over on December 31, 2002 (born before 1999)

Enter Person's First Name →

Transfer Person No. from Section A →

In 2002, how much did your household spend on:

1. Clothing, e.g., outerwear, suits, dresses, skirts, slacks, sweaters, sleepwear, sportswear, specialized clothing, hosiery?

- **Exclude** footwear and accessories.

2. Footwear?

3. Accessories, e.g., gloves, hats, mitts, purses, umbrellas?

4. Jewellery and watches?

Breakdown Unavailable

Subtotal (Q.1 to Q.4)

| | | | | |
|----------------------|----------------------|----------------------|----------------------|----------------------|
| | | | | |
| 001 | 011 | 021 | 031 | 041 |
| <input type="text"/> | <input type="text"/> | <input type="text"/> | <input type="text"/> | <input type="text"/> |
| \$ | \$ | \$ | \$ | \$ |
| 002 | 012 | 022 | 032 | 042 |
| A | A | A | A | A |
| 003 | 013 | 023 | 033 | 043 |
| A | A | A | A | A |
| 005 | 015 | 025 | 035 | 045 |
| A | A | A | A | A |
| 006 | 016 | 026 | 036 | 046 |
| A | A | A | A | A |
| 008 | 018 | 028 | 038 | 048 |
| A | A | A | A | A |
| | | | | |



Clothing — Men and Boys

- **Include** all items purchased for present or future use.
- **Include** sales taxes.
- **Report** gifts of clothing for persons who were not household members in Q.12.

Men and Boys 4 Years and Over on December 31, 2002 (born before 1999)

Enter Person's First Name →

Transfer Person No. from Section A →

In 2002, how much did your household spend on:

5. Clothing, e.g., outerwear, suits, pants, shirts, sweaters, socks, sportswear?

- **Exclude** footwear and accessories.

6. Footwear?

7. Accessories, e.g., gloves, hats, ties, belts, wallets, umbrellas?

8. Jewellery and watches?

Breakdown Unavailable

Subtotal (Q.5 to Q.8)

| | | | | | | | | | |
|-----|-----|-----|-----|-----|---|-----|---|-----|---|
| | | | | | | | | | |
| 051 | 061 | 071 | 081 | 091 | | | | | |
| | | | | | | | | | |
| \$ | \$ | \$ | \$ | \$ | | | | | |
| 052 | A | 062 | A | 072 | A | 082 | A | 092 | A |
| 053 | A | 063 | A | 073 | A | 083 | A | 093 | A |
| 055 | A | 065 | A | 075 | A | 085 | A | 095 | A |
| 056 | A | 066 | A | 076 | A | 086 | A | 096 | A |
| 058 | A | 068 | A | 078 | A | 088 | A | 098 | A |
| | | | | | | | | | |



Children Under 4 Years on December 31, 2002 (born in 1999 or later)

Enter Person's First Name →

Transfer Person No. from Section A →

In 2002, how much did your household spend on:

9. Outerwear, daywear, sleepwear and cloth diapers?

10. Disposable diapers?

11. Footwear, e.g., shoes, sandals, boots, slippers?

Breakdown Unavailable

Subtotal (Q.9 to Q.11)

| | | | |
|----------------------|----------------------|----------------------|----------------------|
| | | | |
| 101 | 111 | 121 | 131 |
| <input type="text"/> | <input type="text"/> | <input type="text"/> | <input type="text"/> |
| \$ | \$ | \$ | \$ |
| 102 | 112 | 122 | 132 |
| A | A | A | A |
| 103 | 113 | 123 | 133 |
| A | A | A | A |
| 104 | 114 | 124 | 134 |
| A | A | A | A |
| 105 | 115 | 125 | 135 |
| A | A | A | A |
| | | | |

Gifts of Clothing

12. In 2002, how much did your household spend to purchase gifts of clothing for people who were **not members** of your household:

12.1 For women and girls who were 4 years and over on December 31, 2002?

12.2 For men and boys who were 4 years and over on December 31, 2002?

12.3 For children who were under 4 years on December 31, 2002?

| Total Cost | |
|------------|---|
| \$ | |
| 141 | A |
| 142 | A |
| 143 | A |

Clothing materials and services

In 2002, how much did your household spend on:

13. Clothing material?

- **Exclude** cloth for curtains, draperies and furnishings (record in Section L, Q.5, page 27).

14.1 Yarn (except for craft yarn which is reported in Section S, Q.7, page 49)?

14.2 Thread and other notions, e.g., patterns, buttons, zippers, sewing and knitting needles, tape measures?

15. Dressmaking, tailoring, clothing storage and other clothing services, e.g., rental of clothing and costumes, engraving of jewellery?

- **Exclude** repairs and alterations (record in Q.16).

16. Maintenance, repair and alteration of clothing, footwear, watches and jewellery?

- **Exclude** laundry and dry-cleaning (record in Section M, Q.15 and Q.16, page 34).


| | |
|-----|---|
| 144 | A |
| 145 | A |
| 146 | A |
| 147 | A |
| 148 | A |

To calculate the A total:

1. Add the clothing subtotals for each household member.
2. Use the "Breakdown Unavailable" where there is no subtotal.
3. Then, add on the amounts from Q.12 to Q.16.

Section O Total:

| | |
|-----|---|
| 996 | A |
|-----|---|



Personal Care

In 2002, how much did your household spend on:

- **Include** tips.

1. Hair grooming services?
 - **Include** washing, cutting, styling, perming and colouring of hair.
2. Other personal services?
 - **Include** hair removal, manicures, facials and tanning salons.
3. Personal care preparations, e.g., soap, shampoo, makeup, skin cream, perfume, shaving cream, sunscreen, oral hygiene products, nail polish?
4. Personal care supplies and equipment, e.g., brushes, wigs, hair scissors, razors, razor blades?
 - **Include** butane hairstyling equipment.
 - **Exclude** electric equipment (*record in Section L, Q.33, page 30*).

| Total Cost \$ | |
|------------------|---|
| 001 | A |
| 002 | A |
| 003 | A |
| 008 | A |

Health Insurance Premiums

5. In 2002, how much did your household spend on **premiums** for:

- 5.1 Provincially or territorially administered hospital, medical and drug plans?
- 5.2 Private health insurance plans?
 - **Include** supplementary coverage to public hospital and medical plans (e.g., semi-private or private bed differential, drugs), extended health benefit packages, drug plans, out-of-country benefits and visitors' benefits.
- 5.3 Dental plans (sold as separate policies)?
- 5.4 Accident and disability insurance?

| | |
|-----|---|
| 010 | A |
| 011 | A |
| 012 | A |
| 013 | A |



Direct Costs for Health Care

- **Include** direct costs incurred by household members for all personal health care received.
- **Include** amounts not covered by insurance such as exclusions, deductibles and expenses over limits.
- **Exclude** payments for which you have been or will be reimbursed.

In 2002, what were the **direct costs** to members of your household for:

Eye Care

- Prescription eye wear, e.g., contact lenses, eyeglasses, insurance on lenses?
- Other eye care goods, e.g., non-prescription eye wear, eyeglass cases, supplies for contact lenses?
- Eye exams, eye surgery (e.g., laser surgery), and other eye care services?

| Total Cost \$ | |
|------------------|---|
| 021 | A |
| 023 | A |
| 024 | A |

Dental Care

- Dental services and orthodontic and periodontal procedures, e.g., examinations, cleanings, fillings, extractions, x-rays, root canals, the prescription and fitting of dentures?

| | |
|-----|---|
| 025 | A |
|-----|---|


Other Medical and Health Care

- Physicians' care?
 - **Include** general practitioners and specialists.
- Other health care practitioners, e.g., nurses, therapists, chiropractors, osteopaths, podiatrists?
- Hospital care (all direct pay charges included in hospital bill)?
- Weight control programs, quit-smoking programs and other medical services, e.g., ambulances, rental of medical equipment, laboratory services, nursing homes?
- Medicines, drugs and pharmaceutical products **prescribed by a doctor**?
- Other medicines, drugs and pharmaceutical products, e.g., headache or pain remedies, herbal and homeopathic remedies, vitamins?
- Health care supplies and goods, e.g., first aid kits, bandages, hearing aids, thermometers, wheelchairs and other appliances, bathroom scales, elastic hosiery?

| | |
|-----|---|
| 026 | A |
| 027 | A |
| 028 | A |
| 029 | A |
| 030 | A |
| 031 | A |
| 032 | A |

Section P Total:

| | |
|-----|---|
| 996 | A |
|-----|---|



Automobiles and Trucks

1. In 2002, did anyone in your household **own, lease or operate** a car, van or truck and use it completely or partially for private use?

001

☐ Yes


- **Exclude** rented vehicles (record in Q.20).

☐ No → **Go to Q.20 (page 45)**


Ask Q.2 to Q.9 for all vehicles before asking Q.10.

| Make/Model → | | | | |
|---|---|---|---|---|
| Enter vehicle number → | 011 <input type="text"/> | 061 <input type="text"/> | 111 <input type="text"/> | 161 <input type="text"/> |
| 2. Which of the following best describes this vehicle? | 012 <input type="radio"/> Car <input type="radio"/> Van/mini-van <input type="radio"/> Truck/sport utility vehicle | 062 <input type="radio"/> Car <input type="radio"/> Van/mini-van <input type="radio"/> Truck/sport utility vehicle | 112 <input type="radio"/> Car <input type="radio"/> Van/mini-van <input type="radio"/> Truck/sport utility vehicle | 162 <input type="radio"/> Car <input type="radio"/> Van/mini-van <input type="radio"/> Truck/sport utility vehicle |
| 3. When you bought or leased this vehicle, was it new or used? | 013 <input type="radio"/> New <input type="radio"/> Used | 063 <input type="radio"/> New <input type="radio"/> Used | 113 <input type="radio"/> New <input type="radio"/> Used | 163 <input type="radio"/> New <input type="radio"/> Used |
| 4. Did anyone in your household buy this vehicle in 2002? | 014 <input type="radio"/> Yes <input type="radio"/> No → Go to Q.6 | 064 <input type="radio"/> Yes <input type="radio"/> No → Go to Q.6 | 114 <input type="radio"/> Yes <input type="radio"/> No → Go to Q.6 | 164 <input type="radio"/> Yes <input type="radio"/> No → Go to Q.6 |
| 5. What was the purchase price after the trade-in allowance was deducted? • Include all sales taxes. | 015 \$ A | 065 \$ A | 115 \$ A | 165 \$ A |
| 6. Was this vehicle being leased by anyone in your household in 2002? | 016 <input type="radio"/> Yes <input type="radio"/> No → Go to Q.7 | 066 <input type="radio"/> Yes <input type="radio"/> No → Go to Q.7 | 116 <input type="radio"/> Yes <input type="radio"/> No → Go to Q.7 | 166 <input type="radio"/> Yes <input type="radio"/> No → Go to Q.7 |
| 6.1 What were the regular leasing costs paid by your household in 2002? • Excluding operating costs and any other amounts charged to business. | 017 \$ A | 067 \$ A | 117 \$ A | 167 \$ A |
| 6.2 What were the other leasing costs paid by your household in 2002? • Include down payment and closing costs • Exclude any amounts charged to business. | 018 \$ A | 068 \$ A | 118 \$ A | 168 \$ A |

Automobiles and Trucks



| Make/Model → | | | | |
|---|---|---|---|---|
| 7. What was the status of this vehicle at December 31, 2002? | 023 1 <input type="radio"/> Owned 2 <input type="radio"/> Leased 3 <input type="radio"/> Returned to lessor → Go to Q.10 | 073 1 <input type="radio"/> Owned 2 <input type="radio"/> Leased 3 <input type="radio"/> Returned to lessor → Go to Q.10 | 123 1 <input type="radio"/> Owned 2 <input type="radio"/> Leased 3 <input type="radio"/> Returned to lessor → Go to Q.10 | 173 1 <input type="radio"/> Owned 2 <input type="radio"/> Leased 3 <input type="radio"/> Returned to lessor → Go to Q.10 |
| | 4 <input type="radio"/> Sold separately or traded-in on lease → Go to Q.8 | 4 <input type="radio"/> Sold separately or traded-in on lease → Go to Q.8 | 4 <input type="radio"/> Sold separately or traded-in on lease → Go to Q.8 | 4 <input type="radio"/> Sold separately or traded-in on lease → Go to Q.8 |
| | 5 <input type="radio"/> Traded-in on purchase → Go to Q.9 | 5 <input type="radio"/> Traded-in on purchase → Go to Q.9 | 5 <input type="radio"/> Traded-in on purchase → Go to Q.9 | 5 <input type="radio"/> Traded-in on purchase → Go to Q.9 |
| | 6 <input type="radio"/> Owned/leased by non-household member → Go to Q.10 | 6 <input type="radio"/> Owned/leased by non-household member → Go to Q.10 | 6 <input type="radio"/> Owned/leased by non-household member → Go to Q.10 | 6 <input type="radio"/> Owned/leased by non-household member → Go to Q.10 |
| | 7 <input type="radio"/> Other - Specify 024 <input type="text"/> <input type="text"/> | 7 <input type="radio"/> Other - Specify 074 <input type="text"/> <input type="text"/> | 7 <input type="radio"/> Other - Specify 124 <input type="text"/> <input type="text"/> | 7 <input type="radio"/> Other - Specify 174 <input type="text"/> <input type="text"/> |
| 8. If sold separately or traded-in on lease, what was the net amount received? • Exclude any amount paid to business. | 025 \$ B | 075 \$ B | 125 \$ B | 175 \$ B |
| 9. If traded-in on purchase, what was the vehicle's trade-in value? | 026 \$ | 076 \$ | 126 \$ | 176 \$ |



Automobiles and Trucks

Automobile and Truck Operation

- **Include** private and business use.

In 2002, how much did your household spend on the following operating expenses:

10. Gas and other fuels, e.g., diesel fuel, propane?
11. Accessories and attachments, e.g., radios, CD players, block and other heaters, baby seats, car top carriers, seat covers?
12. Tires, batteries and other automotive parts and supplies purchased separately, e.g., mufflers, spark plugs, oil, antifreeze?
13. Other maintenance and repair expenses, e.g., oil changes, tune-ups, brakes, body work?
 - **Include** repairs to other parties' vehicles which were paid by household members.
 - **Exclude** amounts paid by insurance or by persons who were not members of your household.
14. Vehicle registration fees?
 - **Include** insurance that is paid with registration fees.
15. Vehicle insurance premiums?
 - **Exclude** insurance that is paid with registration fees (*record in Q.14*).
16. Parking costs, e.g., at work, at school, park-ride and parking meters?
 - **Exclude** parking at place of residence for renters (*reported in Section I, Q.7.3*).
17. Other operation services, e.g., auto association fees, towing, toll and bridge fees?

Total Operating Expenses (Q.10 to Q.17)


18. What amount or percentage of the total operating expenses (Q.10 to Q.17) was charged to business or reimbursed?
 - **Exclude** leasing fees charged to business (*because they were not asked for in Q.10 to Q.17*).
19. What was the **value** of repair jobs which were covered by insurance and not paid by this household?

The respondent may combine expenses for two or more vehicles if it is easier.

| Make/Model | Make/Model | Make/Model | Make/Model |
|--------------|--------------|--------------|--------------|
| 030 A | 080 A | 130 A | 180 A |
| 031 A | 081 A | 131 A | 181 A |
| 032 A | 082 A | 132 A | 182 A |
| 033 A | 083 A | 133 A | 183 A |
| 034 A | 084 A | 134 A | 184 A |
| 035 A | 085 A | 135 A | 185 A |
| 036 A | 086 A | 136 A | 186 A |
| 037 A | 087 A | 137 A | 187 A |
| | | | |

| | | | |
|---|---|---|---|
| 038 B | 088 B | 138 B | 188 B |
| 039 OR <input type="text"/> <input type="text"/> % | 089 OR <input type="text"/> <input type="text"/> % | 139 OR <input type="text"/> <input type="text"/> % | 189 OR <input type="text"/> <input type="text"/> % |
| 040 | 090 | 140 | 190 |

If an insurance settlement was received in 2002 but no repairs were done, please see the manual.



Expenditures for Rented Vehicles

- **Exclude** any expenses charged to business.

20. In 2002, how much did your household spend on:

20.1 Rented cars?

20.2 Rented trucks or vans?

| Rental Fees (including mileage, insurance charges, taxes and drop-off fees) | Gas and Other Fuels | Other Expenses, e.g., toll fees, parking, repairs |
|---|---------------------|---|
| \$ | \$ | \$ |
| 201 A | 202 A | 203 A |
| 204 A | 205 A | 206 A |

Miscellaneous Vehicle Expenses

In 2002, how much did your household spend on:

21. Drivers' licences and tests?

- **Report** government insurance if included.

22. Driving lessons?


| | |
|----|-------|
| \$ | 301 A |
| \$ | 302 A |

To calculate the B total:

1. Add the amounts reported in Q.8.
2. For all columns, take the dollar amount reported in Q.18 or multiply the percentage in Q.18 by the subtotal of Q.10 to Q.17.
3. Add together the totals derived in steps 1 and 2.

Section Q Totals:

| | |
|-------|-------|
| 996 A | 997 B |
|-------|-------|



Recreational Vehicles and Transportation Services

Recreational Vehicles

In 2002, how much did your household spend on:

Bicycles

1. Purchase of bicycles, parts and accessories?
 - **Exclude** children's bicycles with wheels under 14 inches (*record in Section S, Q.9, page 49*).
2. Bicycle maintenance and repairs?

| Total Cost \$ | |
|------------------|---|
| 001 | A |
| 002 | A |

Other recreational vehicles

3. In 2002, did anyone in your household **own or operate** any of the following and use it completely or partially for private use?
 - **Exclude** rented or leased vehicles (*record in Q.14*).

003

☐ Yes

☐ No → **Go to Q.14**
(page 47)

- | | | |
|-------------------|--|---|
| 01 Motorcycle | 05 Truck camper | 08 Motor home |
| 02 Snowmobile | 06 Boat or canoe | 09 All-terrain vehicle |
| 03 Tent trailer | 07 Outboard motor, personal water craft | 10 Other, e.g., utility trailer, aircraft |
| 04 Travel trailer | | |

Enter vehicle number →


4. Type of vehicle? (*Enter code from Q.3*)

4.1 If code 10, specify vehicle type:

5. If purchased in 2002, what was the price after the trade-in allowance was deducted?
 - **Include** all sales taxes.

| Vehicle A \$ | Vehicle B \$ | Vehicle C \$ | Vehicle D \$ |
|--------------------|--------------------|--------------------|--------------------|
| 011 <div></div> | 031 <div></div> | 051 <div></div> | 071 <div></div> |
| 012 <div></div> | 032 <div></div> | 052 <div></div> | 072 <div></div> |
| 013 <div></div> | 033 <div></div> | 053 <div></div> | 073 <div></div> |
| 014 A | 034 A | 054 A | 074 A |

Recreational Vehicles and Transportation Services



R

The respondent may combine expenses for two or more vehicles if it is easier.

In 2002, how much did your household spend on the following operating expenses:

6. Accessories, attachments, supplies and parts purchased separately for maintenance and repair?

7. Gasoline, diesel fuel, etc.?

- **Exclude** fuels for cooking, heating, etc. (record in Section S, Q.12, page 50).

8. Maintenance and repair jobs not covered by insurance?

9. Vehicle insurance premiums paid for in 2002?

10. Registration fees and licences paid for in 2002?

11. Other expenses, e.g., parking, hangar and airport fees, mooring and boat storage, harbour dues?

Total Operating Expenses (Q.6 to Q.11)

12. What amount or percentage of the total operating expenses (Q.6 to Q.11) was charged to business?

13. If sold separately (not traded-in) in 2002, what was the net amount received?


| Vehicle A \$ | Vehicle B \$ | Vehicle C \$ | Vehicle D \$ |
|-----------------|-----------------|-----------------|-----------------|
| 015 A | 035 A | 055 A | 075 A |
| 016 A | 036 A | 056 A | 076 A |
| 017 A | 037 A | 057 A | 077 A |
| 018 A | 038 A | 058 A | 078 A |
| 019 A | 039 A | 059 A | 079 A |
| 020 A | 040 A | 060 A | 080 A |
| | | | |

| | | | |
|--|--|--|--|
| 021 B | 041 B | 061 B | 081 B |
| 022 | 042 | 062 | 082 |
| OR <input type="text"/> <input type="text"/> % | OR <input type="text"/> <input type="text"/> % | OR <input type="text"/> <input type="text"/> % | OR <input type="text"/> <input type="text"/> % |

| | | | |
|-------|-------|-------|-------|
| 023 B | 043 B | 063 B | 083 B |
|-------|-------|-------|-------|

14. In 2002, how much were your household's **total** expenses for rented or leased recreational vehicles?

\$ 091 A



Transportation services

- **Exclude** expenses charged to business.
- **Exclude** package trips (*record in Q.17*).

15. In 2002, how much did your household spend on transportation by:

15.1 City or commuter bus, subway, streetcar or commuter train?

15.2 Taxi (including tips)?

15.3 Airplane?

15.4 Train (including sleeping car)?

15.5 Highway bus?

15.6 Other passenger transportation, e.g., carpooling, airport bus or limousine service, ferry service, sightseeing tours, travel insurance?

16. In 2002, how much did your household spend on household moving, storage services and delivery services?

| Total Cost \$ | |
|------------------|---|
| 092 | A |
| 093 | A |
| 094 | A |
| 095 | A |
| 096 | A |
| 097 | A |
| 098 | A |

Package Trips

- **Exclude** deposits made in 2002 on package trips to be taken after 2002 (*record in Section W, Q.1.3, page 58*).

17. In 2002, did any member of your household take a trip that included a package?

NOTE: The package must have been arranged in advance. The cost of two or more components of the trip must have been combined, e.g., transportation and accommodation, accommodation with food and beverages.

099 1 ☐ Yes

3 ☐ No → **Go to Section S (page 49)**

17.1 What was the cost of the package trips taken by your household in 2002?


| | | |
|----|-----|---|
| \$ | 100 | A |
|----|-----|---|

To calculate the B total:

1. For all columns, take the dollar amount in Q.12 or multiply the percentage in Q.12 by the total of Q.6 to Q.11.
2. Then add the amounts reported in Q.13.

Section R Totals:

| | | | |
|-----|---|-----|---|
| 996 | A | 997 | B |
|-----|---|-----|---|



Recreation Equipment

Sports, Athletic, Camping and Picnic Equipment

In 2002, how much did your household spend on:

1. Sports and athletic equipment?
 - **Include** equipment for golf, racquet sports, ice skating, skiing, fishing, home exercise and other sporting and athletic equipment and accessories.
 - **Exclude** athletic/running shoes (*record in Section O - Clothing*).
 - **Exclude** rentals (*record in Q.14, page 50*).
2. Camping and picnic equipment ,accessories, e.g., tents, backpacks, sleeping bags, camp stoves, lanterns, coolers, mattresses, utensils?
 - **Include** attachments and parts.
 - **Exclude** gas, electric and charcoal barbecues (*record in Section L, Q.28, Q.32 and Q.45, pages 30 and 31*).

| Total Cost \$ | |
|------------------|---|
| 001 | A |
| 002 | A |

Photographic Goods and Services

3. Cameras, camera parts, attachments, accessories and other photographic goods, e.g., lenses, tripods, projectors, albums, darkroom supplies?
 - **Exclude** purchases of VCRs, camcorders and videos (*record in Section L, Q.10 and Q.11, page 28*).
 - **Exclude** rental of videos (*record in Section L, Q.17, page 29*).
4. Photographic film, processing, extra prints and enlargements?
5. Photographers' services and other photographic services, e.g., passport photos, school pictures?

| | |
|-----|---|
| 003 | A |
| 004 | A |
| 005 | A |

Musical Instruments and Accessories


6. Musical instruments, parts, accessories, e.g., pianos and guitars?

| | |
|-----|---|
| 006 | A |
|-----|---|

Other Recreation Equipment

7. Artists' materials and handicraft or hobbycraft kits and materials?
 - **Exclude** school supplies (*record in Q.25 and Q.26, page 51*).
8. Electronic games and parts, e.g., video game machines, plug-in cartridges, games on tape or disk?
9. Toys and other games?
 - **Include** children's vehicles and bicycles with wheels under 14 inches.
10. Playground equipmen, accessories for swimming pools, e.g., swings, slides, pool covers, vacuum heads, wading pools?
 - **Exclude** pool chemicals (*record in Q.12*).

| | |
|-----|---|
| 007 | A |
| 008 | A |
| 009 | A |
| 011 | A |



11. Collectors' items, e.g., stamps, coins?

- **Exclude** works of art and antiques (record in Section L, Q.6 and Q.7, page 27).

12. Parts and supplies for recreation equipment, e.g., camp fuels, ski wax, pool chemicals, ammunition, bait?

13. Rental of video games, e.g., plug-in cartridges and games on disk?

14. Rental, maintenance and repair of recreation, sports and health equipment?

| Total Cost \$ | |
|------------------|---|
| 012 | A |
| 013 | A |
| 014 | A |
| 015 | A |

Recreation Services

15. In 2002, how much did your household spend on **admissions** to:

15.1 Movie theatres?

15.2 Live performing arts, e.g., plays, concerts, festivals, dance performances?

15.3 Heritage facilities and other activities and venues, e.g., museums, zoos, ice shows, craft shows, fairs, historic sites?

15.4 Live sports events?

| | |
|-----|---|
| 016 | A |
| 017 | A |
| 018 | A |
| 019 | A |

In 2002, how much did your household spend on:

16. Fees for coin-operated and carnival games, e.g., pinball, video games?

- **Exclude** gambling machines (record in Section T, Q.4.4, page 52).


17.1. **Membership fees and dues** for sports activities, sports and recreation facilities, and health clubs?

17.2. **Single usage fees** for sports activities, sports and recreation facilities, and health clubs?

18. Children's camps, e.g., day camps, summer camps?

19. Other cultural and recreational services, e.g., fishing and hunting licenses and guide service, party planning, other rental of sports facilities?

| | |
|-----|---|
| 020 | A |
| 021 | A |
| 022 | A |
| 026 | A |
| 027 | A |



Reading Materials and Other Printed Matter

In 2002, how much did your household spend on:

20. Newspapers?

21. Magazines and periodicals?

22. Books and pamphlets?

- **Exclude** school books (*record in Q.25 and Q.26*).

23. Maps, sheet music and other printed matter, e.g., posters, globes, charts?

24. Services, e.g., duplicating services, library charges, book rentals, bookbinding, advertisements, announcements?

| Total Cost \$ | |
|------------------|---|
| 030 | A |
| 031 | A |
| 032 | A |
| 033 | A |
| 034 | A |

Education

- **Include** special and private schools.
- **Exclude** day care expenses (*record in Section M, Q.3, page 33*).

In 2002, how much did your household spend on:

25. Kindergarten, nursery school, and elementary and secondary education?

26. Post-secondary education, e.g., university, trade, professional courses?

| Tuition Fees \$ | Books \$ | Supplies \$ |
|--------------------|-------------|----------------|
| 040 A | 041 A | 042 A |
| 043 A | 044 A | 045 A |

27. Other courses and lessons, e.g., music, dancing, sports, crafts?

- **Exclude** driving lessons (*record in Section Q, Q. 22, page 45*).

28. Other educational services, e.g., rental of school books, equipment?

Specify

| Total Cost \$ | |
|------------------|---|
| 046 | A |
| 047 | A |

Section S Total:

| | |
|-----|---|
| 996 | A |
|-----|---|



In 2002, how much did your household spend on:

Tobacco and Smokers' Supplies

1. Cigarettes, tobacco, cigars and similar products? _____
2. Smokers' supplies, e.g., matches, pipes, lighters, ashtrays, cigarette papers and tubes? _____

| Total Cost \$ | |
|------------------|---|
| 001 | A |
| 002 | A |

Miscellaneous Expenses

3. In 2002, how much did your household spend on the following **financial services**:

- 3.1 Service charges for banks and other financial institutions? _____
- 3.2 Stock and bond commissions? _____
- 3.3 Administration fees for brokers and others? _____
- 3.4 Other financial services, e.g., financial planning, tax preparation and advice, accounting services, safety deposit box charges? _____

| | |
|-----|---|
| 003 | A |
| 004 | A |
| 005 | A |
| 006 | A |

4. In 2002, how much were your household's **expenses** and **winnings** from the following:

- 4.1 Government-run lotteries? _____
- 4.2 Bingos? _____
- 4.3 Non-government lotteries, raffle tickets and other games of chance? _____
- 4.4 Casinos, slot machines and video lottery terminals? _____

| Expenses | | Winnings | |
|----------|---|----------|---|
| 007 | A | 008 | B |
| 009 | A | 010 | B |
| 011 | A | 012 | B |
| 013 | A | 014 | B |

In 2002, what expenses did your household have for:

5. Loss of deposits, fines, and money lost or stolen? _____
6. Contributions and dues for social clubs, co-operatives, political and fraternal organizations and alumni associations?
 - **Exclude** charitable organizations (*record in Section V, Q.13, page 57*).
7. Tools and equipment purchased for work (by wage or salaried workers)?
 - **Exclude** items reported previously.
 - **Exclude** sports activities.
8. Legal services not related to dwellings?
 - **Exclude** legal services related to house purchase, sale, etc. (*record in Section F, Q.3, page 16*).
9. What other expenses did you have for **goods**? _____

| | |
|-----|---|
| 015 | A |
| 016 | A |
| 017 | A |
| 018 | A |
| 019 | A |
| 021 | A |

10. What other expenses did you have for **services**, e.g. passports, funeral services, rental of halls? _____

Specify _____

Specify _____

If an expense that belongs elsewhere is reported in question 9 or 10, please move it to the appropriate category when editing the questionnaire.



Tell the respondent that the following questions are asked to obtain details on how purchases were made by the household in 2002.

Purchases Through Direct Sales

11. In 2002, did your household purchase any goods through direct sales, e.g., door-to-door sales people, factory outlets, mail order companies, catalogue sales, book clubs, the Internet?

023 1 ☐ Yes

3 ☐ No → Go to Q.12

11.1 Did your household purchase the following goods through direct sales?

11.1.1 Food and beverages

024 1 ☐ Yes 3 ☐ No

11.1.2 Books, newspapers and magazines

025 1 ☐ Yes 3 ☐ No

11.1.3 Clothing, cosmetics and jewellery

026 1 ☐ Yes 3 ☐ No

11.1.4 Home entertainment products, e.g., CD's, audio equipment, computers

027 1 ☐ Yes 3 ☐ No

11.1.5 Other products **used inside the home**, e.g., appliances, cleaners, toys, crafts

028 1 ☐ Yes 3 ☐ No

11.1.6 Other products **used outside the home**, e.g., greenhouse, nursery products

029 1 ☐ Yes 3 ☐ No

11.2 In 2002, how much did your household spend on goods purchased through direct sales?

030
\$


Purchases Outside Canada

12. In 2002, how much did your household spend on goods and services purchased outside Canada?

031
\$

Section T Totals:

| | | | |
|-----|---|-----|---|
| 996 | A | 997 | B |
|-----|---|-----|---|



Personal Income

Ask each of the following questions for each member 15 years or over on December 31, 2002 (born before 1988).

Amounts for persons 14 years or under (born after 1987) should be reported in a parent's column.

Note: Part-year members should report only for the period that they were a member of this household in 2002.

Enter Person's First Name →

Transfer Person No.
from Section A →

1. For how many weeks in 2002 did this member work:

1.1 full-time, including holidays with pay?

1.2 part-time, including holidays with pay?

| | | | | |
|----------------------|----------------------|----------------------|----------------------|----------------------|
| | | | | |
| 001 | 051 | 101 | 151 | 201 |
| <input type="text"/> | <input type="text"/> | <input type="text"/> | <input type="text"/> | <input type="text"/> |
| 002 | 052 | 102 | 152 | 202 |
| <input type="text"/> | <input type="text"/> | <input type="text"/> | <input type="text"/> | <input type="text"/> |
| 003 | 053 | 103 | 153 | 203 |
| <input type="text"/> | <input type="text"/> | <input type="text"/> | <input type="text"/> | <input type="text"/> |

Income

For 2002, what was this member's income from the following sources?

2. **Wages and Salaries** before deductions, including bonuses, tips, commissions, and military pay and allowances

3. **NET Income from Farm and Non-farm Self-employment**

4. **GROSS Income from Roomers and Boarders** who were:

4.1 household members (non-relatives)

4.2 not members of your household

5. **Dividends; Interest** on bonds, accounts and GICs; and **Other Investment Income**, e.g., net rental income, interest received from loans or mortgages


6. **Child Tax Benefit** (including Quebec Family Allowance)

7. **Old Age Security Pension, Guaranteed Income Supplement, Spouse's Allowance** from federal government only

- **Exclude** provincial supplements (record in Q.12).

8. **Canada or Quebec Pension Plan Benefits**

| \$ | \$ | \$ | \$ | \$ |
|----------------------|----------------------|----------------------|----------------------|----------------------|
| 004 | 054 | 104 | 154 | 204 |
| <input type="text"/> | <input type="text"/> | <input type="text"/> | <input type="text"/> | <input type="text"/> |
| 005 | 055 | 105 | 155 | 205 |
| <input type="text"/> | <input type="text"/> | <input type="text"/> | <input type="text"/> | <input type="text"/> |
| 006 | 056 | 106 | 156 | 206 |
| <input type="text"/> | <input type="text"/> | <input type="text"/> | <input type="text"/> | <input type="text"/> |
| 007 | 057 | 107 | 157 | 207 |
| <input type="text"/> | <input type="text"/> | <input type="text"/> | <input type="text"/> | <input type="text"/> |
| 008 | 058 | 108 | 158 | 208 |
| <input type="text"/> | <input type="text"/> | <input type="text"/> | <input type="text"/> | <input type="text"/> |
| 009 | 059 | 109 | 159 | 209 |
| <input type="text"/> | <input type="text"/> | <input type="text"/> | <input type="text"/> | <input type="text"/> |
| 010 | 060 | 110 | 160 | 210 |
| <input type="text"/> | <input type="text"/> | <input type="text"/> | <input type="text"/> | <input type="text"/> |
| 011 | 061 | 111 | 161 | 211 |
| <input type="text"/> | <input type="text"/> | <input type="text"/> | <input type="text"/> | <input type="text"/> |



Enter Person's First Name →

9. Employment Insurance Benefits (before deductions)

10. Goods and Services Tax Credit (received in 2002)

11. Provincial Tax Credits, including Quebec Real Estate Tax Refund (claimed on **2001** income tax returns)

12. Social Assistance, Provincial Income Supplements, Workers' Compensation Benefits, Veterans' Pensions, Civilian War Pensions and Allowances, and Other Income from Government Sources

²⁵¹
Specify

13. Retirement Pensions, Superannuation, Annuities and RRIF Withdrawals
• **Exclude** RRSP withdrawals (record in Section W, Q.2, page 58).

14. Personal Income Tax Refunds

15. Other Money Income, e.g., alimony, separation allowance, child support, retirement allowances, severance pay, income maintenance plan payments, scholarships, bursaries, income from outside Canada

²⁵²
Specify

16. Other Money Receipts, e.g., money gifts received from persons outside your household, cash inheritances and life insurance settlements

²⁵³
Specify

Breakdown Unavailable

Subtotal (Q.2 to Q.16, excluding Q.4.1 and Q.11)

| | | | | |
|------|------|------|------|------|
| | | | | |
| 012B | 062B | 112B | 162B | 212B |
| 013B | 063B | 113B | 163B | 213B |
| 014 | 064 | 114 | 164 | 214 |
| 015B | 065B | 115B | 165B | 215B |
| 016B | 066B | 116B | 166B | 216B |
| 017B | 067B | 117B | 167B | 217B |
| 018B | 068B | 118B | 168B | 218B |
| 019B | 069B | 119B | 169B | 219B |
| 020B | 070B | 120B | 170B | 220B |
| | | | | |

To calculate the B total:


1. Add the subtotals for each column.
2. Use the "Breakdown Unavailable" amount where there is no subtotal.

Section U Total:

997

B

Personal Taxes, Security and Money Gifts



Enter Person's First Name →

Money Gifts, Contributions and Support Payments

11. In 2002, how much did each member pay for support payments to a former spouse and partner?

- Include alimony, separation allowance or child support.

12. In 2002, how much did each member spend on **money gifts, contributions and other support payments** to persons who were **not household** members (do not include amounts already reported in Q11):

12.1 Money given to persons living in Canada?

12.2 Money given to persons living outside Canada?

13. In 2002, how much did each member spend on **charitable contributions** to:

13.1 Religious organizations?

13.2 Other charitable organizations, e.g., the United Way, heart fund?

*Subtotal
(Q.1 to Q.13.2)*

| | | | | | | | | | |
|-----|---|-----|---|-----|---|-----|---|-----|---|
| | | | | | | | | | |
| | | | | | | | | | |
| 012 | A | 032 | A | 052 | A | 072 | A | 092 | A |
| | | | | | | | | | |
| | | | | | | | | | |
| 013 | A | 033 | A | 053 | A | 073 | A | 093 | A |
| | | | | | | | | | |
| 014 | A | 034 | A | 054 | A | 074 | A | 094 | A |
| | | | | | | | | | |
| 015 | A | 035 | A | 055 | A | 075 | A | 095 | A |
| | | | | | | | | | |
| 016 | A | 036 | A | 056 | A | 076 | A | 096 | A |
| | | | | | | | | | |
| | | | | | | | | | |

To calculate the A total:

Add the subtotals for each column.

Section V Total:

996

A



Change in Assets

- **Include** the change in assets for each member of the household only for the period of time in 2002 when the person was a member of your household.
- **Report** answers as a total of the information reported by individual household members.

Inform the respondent that this information is used to complete the household budget and to balance revenues and expenditures. Ask the respondent for the changes in assets over the year - **do not ask for the level of assets.**

1. In 2002, what was the **NET CHANGE** (increase or decrease) in the following household assets:

1.1 Cash held in accounts in banks and trust and loan companies, and cash on hand?

- **Include** guaranteed investment certificates (GICs).
- **Exclude** RRSPs (record in Q.2).

1.2 Money owed to your household by persons outside your household?

- **Report** principal amounts or change in principal amounts.
- **Exclude** interest received (record in Section U, Q.5, page 54).

1.3 Money deposited as a pledge against future purchases of goods and services?

| If a net increase in 2002, report here \$ | | If a net decrease in 2002, report here \$ | |
|---|---|---|---|
| 001 | C | 002 | D |
| 003 | C | 004 | D |
| 005 | C | 006 | D |

2. In 2002, how much did your household **contribute** to and **withdraw** from RRSPs?

| Contributions \$ | | Withdrawals \$ | |
|------------------|---|----------------|---|
| 007 | C | 008 | D |

3. In 2002, what was the value of your household's **purchases** and **sales** of the following:

- **Exclude** interest received on sales (record in Section U, Q.5, page 54).

3.1 Savings bonds, other bonds, Treasury bills and other securities?

3.2 Stock, mutual funds and shares in investment clubs?

3.3 Sales of personal property not traded in on new items in 2002?


- **Exclude** sales of appliances and vehicles (record in Sections L, Q and R).

| Purchase \$ | | Sale \$ | |
|-------------|---|---------|---|
| 009 | C | 010 | D |
| 011 | C | 012 | D |
| | | 013 | D |

Section W Totals:

| | | | |
|-----|---|-----|---|
| 998 | C | 999 | D |
|-----|---|-----|---|

Unincorporated Business



- **Include** major improvements (including land improvements).
- **Report** your household's share in the case of partnerships.

1. In 2002, did any members of your household have investments in unincorporated businesses, professional practices, farms or rental property?

001 1 ☐ Yes
3 ☐ No → **Go to Section Y**

In 2002, how much did your household:

1.1 Repay on the principal of your mortgage(s) or loan(s)?
• **Include** all lump-sum payments.

| | | |
|-----|---|--|
| 002 | C | |
| \$ | | |

1.2 Pay to purchase assets?
• **Include** machinery, trucks, cars, buildings and other income-earning properties.

| | | |
|-----|---|--|
| 003 | C | |
| \$ | | |

1.3 Borrow for the business or farm?
• **Include** mortgages and loans.

| | | |
|----|-----|---|
| | 004 | D |
| \$ | | |

1.4 Receive (after commissions) from the sale of assets?
• **Include** machinery, trucks, cars, buildings and other income-earning properties.

| | | |
|----|-----|---|
| | 005 | D |
| \$ | | |

1.5 Estimate for capital cost allowance (depreciation) in the determination of net income from self-employment?

| | | |
|----|-----|---|
| | 006 | D |
| \$ | | |

2. In 2002, what was the **NET CHANGE** (increase or decrease) in the following:

2.1 Accounts receivable?

| | |
|---|---|
| If a net increase in 2002, report here \$ | If a net decrease in 2002, report here \$ |
| 007 | 008 |
| C | D |


2.2 Accounts payable?

| | |
|-----|-----|
| 009 | 010 |
| D | C |

NOTE: In Q.2.2, the "C" and "D" are deliberately reversed.

Section X Totals:

| | | | |
|-----|---|-----|---|
| 998 | C | 999 | D |
|-----|---|-----|---|



Loans and Other Debts

- **Include** any loans received in 2002 for which payment does not begin until after 2002.
- **Exclude** mortgages and loans on property (record in Sections G, K and X) and loans pertaining completely to business (record in Section X).

1. In 2002, did your household have any loans with **regular payments**?

- **Include** installment payment plans and student loans if repayment has begun.
- **Exclude** lines of credit, credit cards and accounts, and any outstanding bills (record in Q.6 to Q.9).

001 ¹ ☐ Yes **Go to Q.6**
³ ☐ No → **(page 61)**

Ask Q.2 to Q.5.1 for all loans before asking Q.6.

Loans with Regular Payments

Enter loan number →

Please provide the following details for each loan:

2. Description, e.g., car, boat.

3. Was this loan taken out in 2002?

3.1 What was the amount of the loan? \$


4. How much were the total payments made on this loan in 2002?

- **Include** lump-sum payments.

5. Was there any additional amount borrowed in 2002 on this loan?

5.1 What was the additional amount? \$

| Loan A | Loan B | Loan C | Loan D | Loan E |
|---|---|---|---|---|
| 011 <input type="text"/> | 031 <input type="text"/> | 051 <input type="text"/> | 071 <input type="text"/> | 091 <input type="text"/> |
| 012 | 032 | 052 | 072 | 092 |
| 013 ¹ <input type="radio"/> Yes ³ <input type="radio"/> No → Go to Q.4 | 033 ¹ <input type="radio"/> Yes ³ <input type="radio"/> No → Go to Q.4 | 053 ¹ <input type="radio"/> Yes ³ <input type="radio"/> No → Go to Q.4 | 073 ¹ <input type="radio"/> Yes ³ <input type="radio"/> No → Go to Q.4 | 093 ¹ <input type="radio"/> Yes ³ <input type="radio"/> No → Go to Q.4 |
| 014 D | 034 D | 054 D | 074 D | 094 D |
| 015 C | 035 C | 055 C | 075 C | 095 C |
| 016 ¹ <input type="radio"/> Yes ³ <input type="radio"/> No → Go to Q.6 | 036 ¹ <input type="radio"/> Yes ³ <input type="radio"/> No → Go to Q.6 | 056 ¹ <input type="radio"/> Yes ³ <input type="radio"/> No → Go to Q.6 | 076 ¹ <input type="radio"/> Yes ³ <input type="radio"/> No → Go to Q.6 | 096 ¹ <input type="radio"/> Yes ³ <input type="radio"/> No → Go to Q.6 |
| 017 D | 037 D | 057 D | 077 D | 097 D |



Other Money Owed by Your Household

- **Include** home equity loans, lines of credit and student loans.
- **Exclude** money owed or paid in connection with business or mortgage on property.

In 2002, how much did your household owe on the following:

6. Loans from financial institutions
- **Include** lines of credit and student loans that are not yet being repaid.

7. Credit cards from financial institutions

8. Credit cards and other debts with stores, service stations and other retail establishments
- **Include** all revolving budget accounts.

9. Rents, taxes and other bills, e.g., hospital

| Amount Owed \$ | | Difference in Amount Owed Between January 1, 2002 and December 31, 2002 \$ | | Amount of Interest Charges in 2002 \$ |
|-----------------|-------------------|--|--|---------------------------------------|
| January 1, 2002 | December 31, 2002 | If January 1, 2002 amount is larger, enter difference here | If December 31, 2002 amount is larger, enter difference here | |
| | | 111 C | 112 D | 113 C |
| | | 114 C | 115 D | 116 C |
| | | 117 C | 118 D | 119 C |
| | | 120 C | 121 D | 122 C |

10. **Statistics Canada is always** looking for ways to make surveys easier to complete. One option would be to answer the questions on a home computer and then send the information to Statistics Canada via the Internet. Naturally, the transmission of information would be safeguarded to guarantee privacy.

If given the option, would you have chosen to do the survey electronically?

500

1 ☐ Yes

2 ☐ No

3 ☐ Don't know

Section Y Totals:

| | | | |
|-----|---|-----|---|
| 998 | C | 999 | D |
|-----|---|-----|---|

Page 62



| | PAGE |
|--|-------------|
| A. Household Composition | 2 -5 |
| B. Dwelling Characteristics | 6 - 8 |
| C. Facilities Associated with the Dwelling | 9 - 10 |
| D. Tenure. | 11 - 13 |
| E. Owned Principal Residences | 15 |
| F. Purchase and Sale of Homes | 16 |
| G. Mortgages on Owned Principal Residences | 17 |
| H. Renovations and Repairs of Owned Principal Residences | 18 - 19 |
| I. Rented Principal Residences | 20 - 21 |
| J. Utilities and Other Rented Accommodation. | 22 - 23 |
| K. Owned Secondary Residences and Other Property | 24 - 26 |
| L. Household Furnishings and Equipment | 27 - 32 |
| M. Home Operation | 33 - 34 |
| N. Food and Alcohol | 35 - 36 |
| O. Clothing | 37 - 39 |
| P. Personal and Health Care | 40 - 41 |
| Q. Automobiles and Trucks. | 42 - 45 |
| R. Recreational Vehicles and Transportation Services | 46 - 48 |
| S. Recreation, Reading Materials and Education | 49 - 51 |
| T. Tobacco and Miscellaneous | 52 - 53 |
| U. Personal Income. | 54 - 55 |
| V. Personal Taxes, Security and Money Gifts. | 56 - 57 |
| W. Change in Assets | 58 |
| X. Unincorporated Business | 59 |
| Y. Loans and Other Debts | 60 - 61 |
| Notes and Comments | 62 |

| Record of Contacts | | | | | | | |
|--------------------|------|-------|----------------|------|---------|-------|----------|
| Contact Number | Date | | Contact | | Time | | Comments |
| | Day | Month | Type T or V | Code | Started | Ended | |
| 1 | 001 | 002 | 003 | 004 | 005 | 006 | 007 |
| 2 | 008 | 009 | 010 | 011 | 012 | 013 | 014 |
| 3 | 015 | 016 | 017 | 018 | 019 | 020 | 021 |
| 4 | 022 | 023 | 024 | 025 | 026 | 027 | 028 |
| 5 | 029 | 030 | 031 | 032 | 033 | 034 | 035 |
| 6 | 036 | 037 | 038 | 039 | 040 | 041 | 042 |
| 7 | 043 | 044 | 045 | 046 | 047 | 048 | 049 |
| 8 | 050 | 051 | 052 | 053 | 054 | 055 | 056 |
| 9 | 057 | 058 | 059 | 060 | 061 | 062 | 063 |
| 10 | 064 | 065 | 066 | 067 | 068 | 069 | 070 |
| 11 | 071 | 072 | 073 | 074 | 075 | 076 | 077 |
| 12 | 078 | 079 | 080 | 081 | 082 | 083 | 084 |
| 13 | 085 | 086 | 087 | 088 | 089 | 090 | 091 |
| 14 | 092 | 093 | 094 | 095 | 096 | 097 | 098 |
| 15 | 099 | 100 | 101 | 102 | 103 | 104 | 105 |
| 16 | 106 | 107 | 108 | 109 | 110 | 111 | 112 |
| 17 | 113 | 114 | 115 | 116 | 117 | 118 | 119 |
| 18 | 120 | 121 | 122 | 123 | 124 | 125 | 126 |
| 19 | 127 | 128 | 129 | 130 | 131 | 132 | 133 |

Contact Type: **T** Telephone **V** Personal Visit

Contact Codes:

- | | | |
|--|--|--|
| 02 Incorrect phone number | 20 Absent for duration of survey | 51 Dwelling demolished |
| 03 Phone number not in service | 21 Interview requested in other official language | 52 Dwelling under construction |
| 11 No one home / No answer | 22 Language barrier (not official language) | 53 Vacant dwelling |
| 12 Regular Busy signal | 23 Interview suspended/interrupted | 54 Collective dwelling |
| 13 Answering machine or service – no message left | 24 Soft appointment; call-back required | 55 Seasonal/secondary dwelling |
| 14 Answering machine or service – message left | 25 Hard appointment; call-back required | 56 Residents not eligible (general) |
| 15 Call screened/blocked/forwarded | 28 Request for interview by another interviewer | 70 Fully complete |
| 18 Interview prevented due to weather conditions | 40 Outside of sample (general) | 71 Partially complete |
| | | 72 Fully complete – out of balance |
| | | 80 Refused |
| | | 90 Unusual/special circumstances |

| | | |
|---|-------------------------------|---------------------------|
| Interviewer' Name (<i>Please print</i>) | Telephone Number Area Code | Interviewer Number 134 |
|---|-------------------------------|---------------------------|



Balance Worksheet

| Section Content | Page | Expenses | Income | Credits | Debits |
|--|------|---|-----------|----------|----------|
| | | A | B | C | D |
| E. Owned Principal Residences | 15 | | | | |
| F. Purchase and Sale of Homes | 16 | | | | |
| G. Mortgages on Owned Principal Residences | 17 | | | | |
| H. Renovations and Repairs of Owned Principal Residences | 19 | | | | |
| I. Rented Principal Residences | 21 | | | | |
| J. Utilities and Other Rented Accommodation | 22 | | | | |
| K. Owned Secondary Residences and Other Property | 26 | | | | |
| L. Household Furnishings and Equipment | 32 | | | | |
| M. Home Operation | 34 | | | | |
| N. Food and Alcohol | 36 | | | | |
| O. Clothing | 39 | | | | |
| P. Personal and Health Care | 41 | | | | |
| Q. Automobiles and Trucks | 45 | | | | |
| R. Recreational Vehicles and Transportation Services | 48 | | | | |
| S. Recreation, Reading Materials and Education | 51 | | | | |
| T. Tobacco and Miscellaneous | 53 | | | | |
| U. Personal Income | 55 | | | | |
| V. Personal Taxes, Security and Money Gifts | 57 | | | | |
| W. Change in Assets | 58 | | | | |
| X. Unincorporated Business | 59 | | | | |
| Y. Loans and Other Debts | 61 | | | | |
| 1. Subtotals | | A | B | C | D |
| 2. If Credits (C) are greater than Debits (D) enter difference (C - D) | | | | | |
| 3. If Debits (D) are greater than Credits (C) enter difference (D - C) | | | | | |
| 4. Totals (lines 1 + 2 + 3) | | T1 | T2 | | |
| 5. Difference (T1 - T2), if negative omit sign | | | | | |
| 6. Allowable difference (10% of T1 or T2, whichever is larger) | | | | | |
| 7. Amount over allowable difference (line 5 - line 6), if negative enter 0 | | | | | |
| 8. Is it balanced (is Q.7 = 0)? | | ¹ <input type="radio"/> Yes ³ <input type="radio"/> No | | | |
| 9. Percentage out of balance (line 5 ÷ the larger of T1 or T2) X 100 | | | | | |

Balance Worksheet



| Section Content | Page | Expenses | Income | Credits | Debits |
|--|------|---|-----------|----------|----------|
| | | A | B | C | D |
| E. Owned Principal Residences | 15 | | | | |
| F. Purchase and Sale of Homes | 16 | | | | |
| G. Mortgages on Owned Principal Residences | 17 | | | | |
| H. Renovations and Repairs of Owned Principal Residences | 19 | | | | |
| I. Rented Principal Residences | 21 | | | | |
| J. Utilities and Other Rented Accommodation | 22 | | | | |
| K. Owned Secondary Residences and Other Property | 26 | | | | |
| L. Household Furnishings and Equipment | 32 | | | | |
| M. Home Operation | 34 | | | | |
| N. Food and Alcohol | 36 | | | | |
| O. Clothing | 39 | | | | |
| P. Personal and Health Care | 41 | | | | |
| Q. Automobiles and Trucks | 45 | | | | |
| R. Recreational Vehicles and Transportation Services | 48 | | | | |
| S. Recreation, Reading Materials and Education | 51 | | | | |
| T. Tobacco and Miscellaneous | 53 | | | | |
| U. Personal Income | 55 | | | | |
| V. Personal Taxes, Security and Money Gifts | 57 | | | | |
| W. Change in Assets | 58 | | | | |
| X. Unincorporated Business | 59 | | | | |
| Y. Loans and Other Debts | 61 | | | | |
| 1. Subtotals | | A | B | C | D |
| 2. If Credits (C) are greater than Debits (D) enter difference (C - D) | | | | | |
| 3. If Debits (D) are greater than Credits (C) enter difference (D - C) | | | | | |
| 4. Totals (lines 1 + 2 + 3) | | T1 | T2 | | |
| 5. Difference (T1 - T2), if negative omit sign | | | | | |
| 6. Allowable difference (10% of T1 or T2, whichever is larger) | | | | | |
| 7. Amount over allowable difference (line 5 - line 6), if negative enter 0 | | | | | |
| 8. Is it balanced (is Q.7 = 0)? | | ¹ <input type="radio"/> Yes ³ <input type="radio"/> No | | | |
| 9. Percentage out of balance (line 5 ÷ the larger of T1 or T2) X 100 | | | | | |